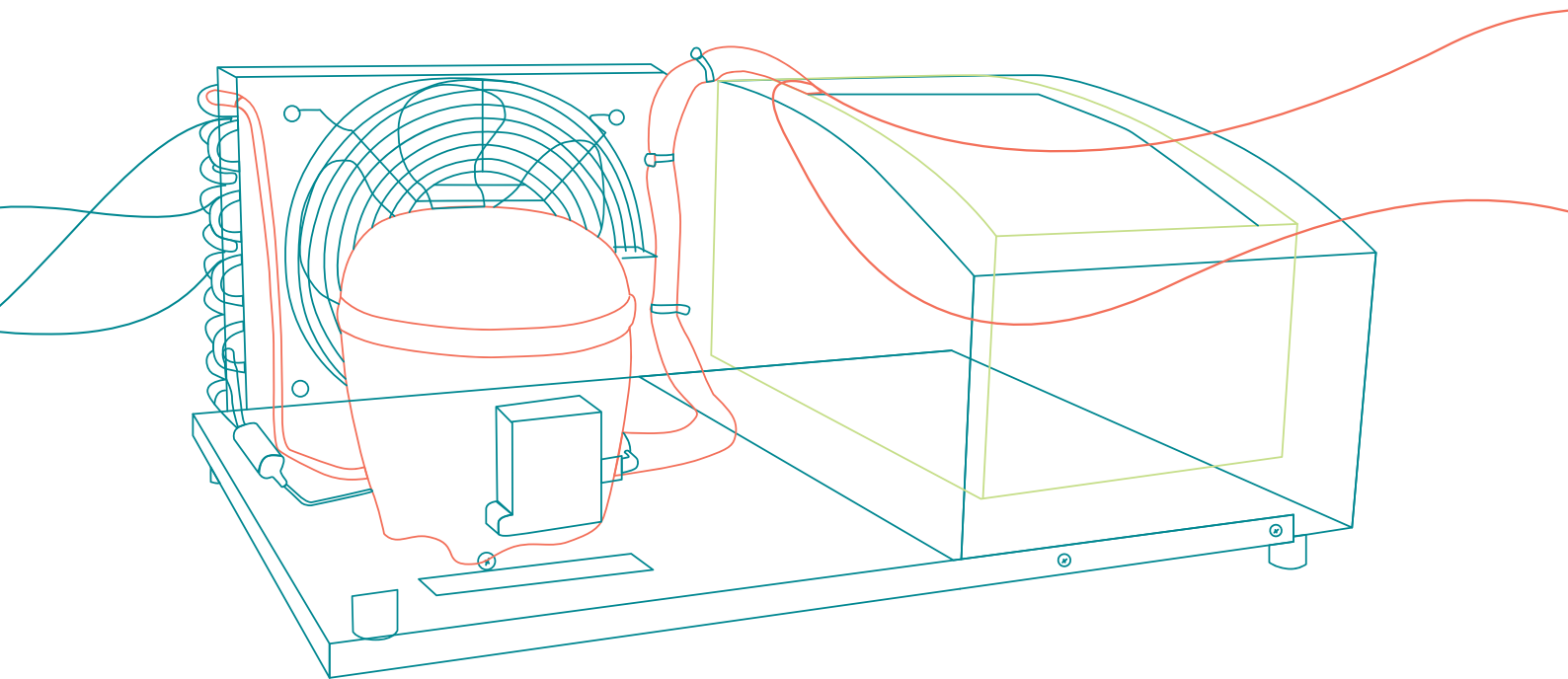


CONDENSING UNITS EUROPE

TAILORED CUSTOMIZATION



Product range suitable
for your needs.

● R134a

● R290

● R404A/R507

embraco

POWER IN.
CHANGE ON.

EVERYTHING BECOMES A COOLER



embraco POWER IN.
CHANGE ON.

EMBRACO IN PILLS

HIGH EFFICIENCY & GREEN SOLUTIONS
EMBRACO COMMERCIAL PRODUCT OVERVIEW

PRODUCT RANGE COMMERCIAL CONDENSING UNITS

General Overview
Applications & Test Conditions
Product Maps 50Hz/60Hz

CONDENSING UNIT SELECTION

How to order your condensing unit
Nomenclature
Families
Voltage & Frequencies
Electrical motor starting torque

Electrical motor types
Accessories & Executions
Basic Accessories of a Cooling System
Packaging
Identification Label

GENERAL DATA AND PERFORMANCE

How to read our catalogue
R134a
R404A/R507
R290

EXTERNAL VIEWS & WIRING DIAGRAMS

External Views
Wiring Diagrams

EMBRACO IN PILLS



MORE THAN 11.500 EMPLOYEES



MORE THAN 400 PROFESSIONALS IN R&D



PRODUCTION CAPACITY OF OVER 38 MILLION COMPRESSORS PER YEAR



MORE THAN 400 MILLION PRODUCTS PRODUCED TO DATE



MORE THAN 1.000 PATENTS WORLDWIDE



BUSINESS CONDUCTED IN MORE THAN 80 COUNTRIES



R&D LABORATORIES IN 4 CONTINENTS

EMBRACO is a company specialized in cooling solutions and world leader in the hermetic compressor market. **Our mission: provide innovative solutions for a better quality of life, always attentive to technological excellence and sustainability.**

Technological leadership, operational excellence and sustainability are some of the pillars which ensure the EMBRACO differential over other companies in the world market. Its products are now considered the favorite leading home appliance manufacturers by major automakers and are spotlighted by manufacturers of commercial refrigeration equipment.

With global operations and production capacity exceeding 38 million units a year, the company offers solutions that are differentiated for their innovation and low energy consumption. Its 11.500 employees work in factories and offices located in Brazil (headquarters), China, Italy, Slovakia, Mexico, the United States and Russia.

Energy efficiency is constantly sought in the processes, products and relationships with the communities where it operates. Our company is the absolute leader in this segment, being able to offer products that meet the most restrictive international standards regarding energy consumption.

As a worldwide leader, **EMBRACO** tries to anticipate market changes, and in doing so, our company is in a state of permanent transformation. We continuously assess our processes in order to maintain our leadership within the industry and promote growth, without forgetting the pillars of our organization.

HIGH EFFICIENCY

Energy efficiency is the base for all our product development. This means producing compressors that consume each time less energy and less raw material in manufacturing, at the same time maintaining **Embraco** brand quality. Thus, we continuously invest in research and development to create products that are more efficient and silent and do not harm the environment.

As a result of efforts to increase energy efficiency in our products, and to surpass our customers' highest expectations, we have developed **Embraco Fullmotion** – a compressor that varies the cooling capacity according to the need, providing a reduction in energy consumption up to 40%.

We have a full product portfolio that offers compressors of a wide ranges of efficiency. **We are a global benchmark in developing solutions that meet the strictest international standards regarding energy consumption.** With a commitment to seek continuous product and process improvement, each new generation of **Embraco** compressors is more efficient than the previous one.

GREEN SOLUTIONS

Embraco has always been committed to offer solutions to the market that go beyond the traditional ones. We have been at the forefront, for example, in launching products compatible with the most environmentally advanced refrigerant gases. We were the first organization to produce compressors that use alternative fluid refrigerants, such as propane (R290), to replace HFCs.

This natural refrigerant has important ecological advantages, since it does not contribute to ozone layer deterioration and has a limited greenhouse effect. Furthermore, its noise levels are low, while its efficiency rate gain and cooling capacity is quite high. To know our product portfolio in R290 contact our sales team.

YOUR BEST CHOICE IN CONDENSING UNITS

Embraco, the technology and market leader in hermetic refrigeration systems reinforces its talent for innovation and creates a new business unit. Partnership is the key word that translates, innovative and exclusive solutions. A global structure of **Engineering, Manufacturing and Laboratories** ensures a quick response to customer requirements, offers a complete line of refrigeration products including: Condensing Units, Sealed Refrigeration Units, Heat Exchangers and other components; all developed from specific customer needs and designed for a wide range of applications.

Advantages

- ✓ **Flexible range of solutions - From the manufacturing of a product originally designed** by the customer to turnkey solutions, including the development and production of a customized line of Condensing Units and Refrigeration Sealed Units;
- ✓ **Optimized development costs and timing -allowing customers to focus on other** competencies, such as the design and manufacturing of cabinets and the marketing of end products;
- ✓ **Simpler supplier base** - Fewer purchased items and inventory management
- ✓ **Reduced complexity** - of manufacturing processes

FEATURES AND BENEFITS

Complete line from **1/7 to 3 HP**

Units available for **R134a, R404A / R507 and R290**

100% factory tested

Reliable, quiet and efficient hermetic compressors

Corrosion resistant materials

Supertropical Units - oversized condenser capable of operating under high ambient temperature up to 48°C

UL approved for **60Hz** version

Customized design (external casing, accessories)

Low maintenance

ROHS free, PED 97/23/CE - clause 3 par. 3

Great ecological appeal

EMBRACO COMMERCIAL PRODUCT OVERVIEW

Embraco Commercial Product Overview

EUROPE RANGE



BRAZIL RANGE



CONDENSING UNIT



FULLMOTION



Europe Range Commercial Condensing Units



UEMT

- Low noise
- High efficiency level
- Compact size

AVAILABLE FOR
R134a, R404A, R290
APPLICATION:
LBP,M/HBP
COMPRESSOR FROM
4,0 CC TO 8,0 CC



UNEK/UNEU

- Low noise
- Low vibrations
- High reliability in severe working conditions

AVAILABLE FOR
R134a, R404A, R290
APPLICATION:
LBP,M/HBP
COMPRESSOR FROM
7,3 CC TO 16,8 CC



UNT

- High efficiency level
- Very low sound level
- High cooling capacity at low evaporating temperatures

AVAILABLE FOR
R134a, R404A, R290
APPLICATION:
LBP,M/HBP
COMPRESSOR FROM
12,6 CC TO 22,4 CC



UNJ

- Small size platform
- High energy efficiency
- Reduced noise level

AVAILABLE FOR
R134a, R404A
APPLICATION:
LBP,M/HBP
COMPRESSOR FROM
21,7 CC TO 34,4 CC



SLIDING UNITS
SCREWLESS ACCESS

- Easy access for technician
- Stackable
- Energy efficiency
- High quality

AVAILABLE FOR
R134a, R404A
APPLICATION:
LBP,M/HBP

Applications & Test conditions

LBP

(LOW BACK PRESSURE)
LOW EVAPORATING TEMPERATURES (TEMPERATURE RANGE BETWEEN -10 TO -40 C);
APPLICATIONS:
REFRIGERATORS, FROZEN FOOD CABINETS, FROZEN FOOD DISPLAY CASES, DISPLAY WINDOWS, ETC.

M/HBP

(MEDIUM / HIGH BACK PRESSURE)
EVAPORATING TEMPERATURES BETWEEN -20°C AND +10°C;
APPLICATIONS: COOLERS, MERCHANDISERS, ETC

MBP

(MEDIUM BACK PRESSURE)
MEDIUM EVAPORATING TEMPERATURES (TEMPERATURE RANGE BETWEEN -10 TO -40 C);
APPLICATIONS:
FRESH FOOD CABINETS, DRINK COOLERS, ICE MAKERS ETC.

HBP

(HIGH BACK PRESSURE)
EVAPORATING TEMPERATURES, BETWEEN -15 AND +10°C;
APPLICATIONS:
FRESH FOOD CABINETS, DRINK COOLERS, ICE MAKERS, DEHUMIDIFIERS ETC.

TEST CONDITIONS (RATING POINT)	APPLICATION	EVAPORATING TEMPERATURE C°	GAS RETURN TEMPERATURE C°	SUBCOOLING	COMPRESSOR AMBIENT TEMPERATURE C°
EN 13215	LBP		20		32
	M/HBP		20		32
ASHRAE SUBCOOLED	LBP	-23,3	32	3K	32
	M/HBP	7,2	32	3K	32

Product Maps 50Hz
CONDENSING UNITS PRODUCT MAP 50HZ/DUAL FREQ./3Ø

50Hz 50-60Hz	R134a								R404A / R507								R290								
	LBP	VOLT. FREQ.	COOL. CAP. [W] (-25°C)	DISPL. [cc]	HBP	VOLT. FREQ.	COOL. CAP. [W] (+5°C)	DISPL. [cc]	LBP	VOLT. FREQ.	COOL. CAP. [W] (-35°C)	DISPL. [cc]	M/HBP	VOLT. FREQ.	COOL. CAP. [W] (+5°C)	DISPL. [cc]	LBP	VOLT. FREQ.	COOL. CAP. [W] (-35°C)	DISPL. [cc]	MBP	VOLT. FREQ.	COOL. CAP. [W] (+5°C)	DISPL. [cc]	
UEMT	UEMT49HLP	A	142	5,57	UEMT37HDP	A	UD	3,40	UEMT2117GK	A	145	4,50	UEMT6144GK	A	599	3,97	UEMT2121U	A	160	5,57	UEMT6144U	A	623	4,50	
					UEMT45HDR	A	428	3,97	UEMT2125GK	A	171	5,96	UEMT6152GK	A	631	4,50	UEMT2130U	A	324	6,76	UEMT6152U	A	656	5,20	
					UEMT50HDP	A	UD	4,50	UEMT2130GK	A	199	6,76	UEMT6165GK	A	799	5,20					UEMT6165U	A	769	5,96	
					UEMT6144Z	A	523	5,20																	
					UEMT6160Z	A	571	6,76																	
UNEK	UNEK1116Z	A	151	7,40	UNEK6187Z	A	870	10,00	UNEK2125GK	A	185	6,20	UNEK6144GK	A	736	4,52	UNEK2121U	A	162	6,20	UNEK6181U	A	791	7,28	
	UNEK2116Z	A	155	7,40	UNEK6210Z	A	975	12,12	UNEK2134GK	A	216	8,78	UNEK6165GK	A	923	6,20	UNEK2125U	A	185	7,28	UNEK6210U	A	1053	8,78	
	UNEK1118Z	A	188	8,40	UNEK6212Z	A	1222	14,30	UNEK2150GK	A	322	12,12	UNEK6181GK	A	1020	7,28	UNEK2134U	A	288	10,00	UNEK6213U	A	1212	12,12	
	UNE2121Z	A	263	9,27	UNEK6214Z	A	1287	16,80	UNEK2168GK	A	367	14,30	UNEK6210GK	A	1188	8,78	UNEK2150U	A	315	13,54					
	UNE2130Z	A	279	12,12									UNEK6213GK	A	1439	12,12	UNEK2160U	A	365	16,80					
	UNE2134Z	A	304	14,30									UNE9213GK	A	1587	12,12									
	UNEK2140Z	A	UD	16,80									UNEK6217GK	A	1859	14,30									
UNT					UNT6215Z	N	1507	17,4	UNT2168GK	N	367	14,5	UNT6217GK	A	1720	12,5	UNT2210U	A	720	27,8	UNT6217U	A	1521	14,5	
					UNT6217Z	A	1718	20,4	UNT2178GK	A	453	17,4	UNT6220GK	N	1975	14,5					UNT6220U	A	1898	17,4	
					UNT6220Z	N	2020	20,4	UNT2180GK	A	513	20,4	UNT6222GK	A	2297	17,4					UNT6222U	A	1858	20,4	
					UNTU6224Z	A	2670	27,8	UNT2192GK	A	523	22,4	UNT6224GK	A	2654	20,4									
UNJ					UNJ6220Z	A	2156	26,1	UNT2212GK	A	669	27,8	UNT6226GK	A	2808	20,4									
					UNJ6220ZX	M	2330	26,1	UNJ2192GK	A	673	26,1	UNJ9226GK	V	2909	21,7									
					UNJ6226Z	A	2759	34,4	UNJ2192GS	M	495	26,1	UNJ9226GS	M	2091	21,7									
					UNJ6226ZX	M	2759	34,4	UNJ2212GK	A	717	34,4	UNJ9232GK	A	3149	26,1									
									UNJ2212GS	M	717	34,4	UNJ9232GS	M	3124	26,1									
UGNT/ UGNJ (gemini)					UGNJ6220ZX	M	4141	2x26,1	UNJ9238GK	V	3819	32,7	UNJ9238GS	M	4012	32,7									
					UGNJ6226ZX	M	5409	2x34,4	UGNT2180GK	A	987	2x20,4	UGNJ9226GK	V	5534	2x21,7									
									UGNJ2192GK	A	990	2x26,1	UGNJ9226GS	M	5029	2x21,7									
									UGNJ2192GS	M	990	2x26,1	UGNJ9232GK	A	6144	2x26,1									
									UGNJ2212GK	A	1434	2x34,4	UGNJ9232GS	M	6125	2x26,1									
Super-tropical								UGNJ2212GS	M	1434	2x34,4	UGNJ9238GK	V	7488	2x32,7										
												UGNJ9238GS	M	7657	2x32,7										
								UNJ2192GK	A	1102	26,11	UNJ9226GK	V	3384	21,71										
								UNJ2212GK	A	1423	34,38	UNJ9232GK	A	3976	26,11										
Sliding Units					UDNEK6187Z	available on demand			UDNEK2134GK	available on demand			UDNEK6210GK	A	1131	8,78									
					UDNEK6210Z	A	1036	12,12	UDNEK2150GK	A	306	12,12	UDNEK6213GK	A	1378	12,12									
					UDNEK6212Z	A	1280	14,30	UDNEK2168GK	A	399	14,30	UDNEK6217GK	A	1583	14,30									
					UDNEK6214Z	A	1374	16,80	UDNEK2178GK	A	487	16,80	UDNT6220GK	A	1821	14,5									
					UDNT6215Z	N	1416	17,4	UDNT2180GK	A	838	20,4	UDNT6222GK	A	1986	17,4									
					UDNT6217Z	A	1647	20,4	UDNT2192GK	A	598	22,4	UDNT6226GK	A	2454	20,4									
					UDNT6220Z	available on demand			UDNT2192GS	A	725	27,8	UDNJ9232GK	A	2834	26,1									
					UDNJ6220Z	A	2048	26,1	UDNJ2192GS	available on demand			UDNJ9238GK	V	3506	32,7									
					UDNJ6220ZX	available on demand			UDNJ2212GS	available on demand			UDNJ9226GS	available on demand											
					UDNJ6226Z	A	2704	34,4	UDNJ2212GK	A	849	34,4	UDNJ9232GS	available on demand											
					UDNJ6226ZX	available on demand							UDNJ9238GS	available on demand											

Product Maps 60Hz
CONDENSING UNITS PRODUCT MAP 60Hz

60Hz	R134a				R404A / R507							
	HBP	VOLT. FREQ.	COOL. CAP. [W] 7,2°C [W]	DISPL. [cc]	LBP	VOLT. FREQ.	COOL. CAP. [W] 23,2°C [W]	DISPL. [cc]	M/HBP	VOLT. FREQ.	COOL. CAP. [W] 7,2°C [W]	DISPL. [cc]
UNEK	UNEK6170Z	G	767	8,40	UNEK2134GK	G	502	8,78	UNEK6144GK	G	676	4,52
	UNE6187Z	D/G	1231	10,00	UNEK2150GK	G	700	12,12	UNEK6210GK	D/G	1087	8,78
	UNEK6210Z	G	1300	12,12					UNEK6213GK	D/G	1430	12,12
	UNEK6212Z	B/G	1574	14,30								
	UNEK6214Z	D/G	1769	16,80								
UNT	UNT6215Z	D/G	1805	17,4	UNT2192GK	D/G	1039	22,4	UNT6220GK	G	2009	14,5
	UNT6217Z	D/G	2261	20,4	UNT2212GK	D/G	1614	27,8				
UNJ	UNJ6220Z	D/G	2520	26,1	UNJ2192GK	D	1170	26,1	UNJ9226GK	D	3508	22,4
	UNJ6226Z	D	2840	34,4	UNJ2212GK	D	1730	34,4				

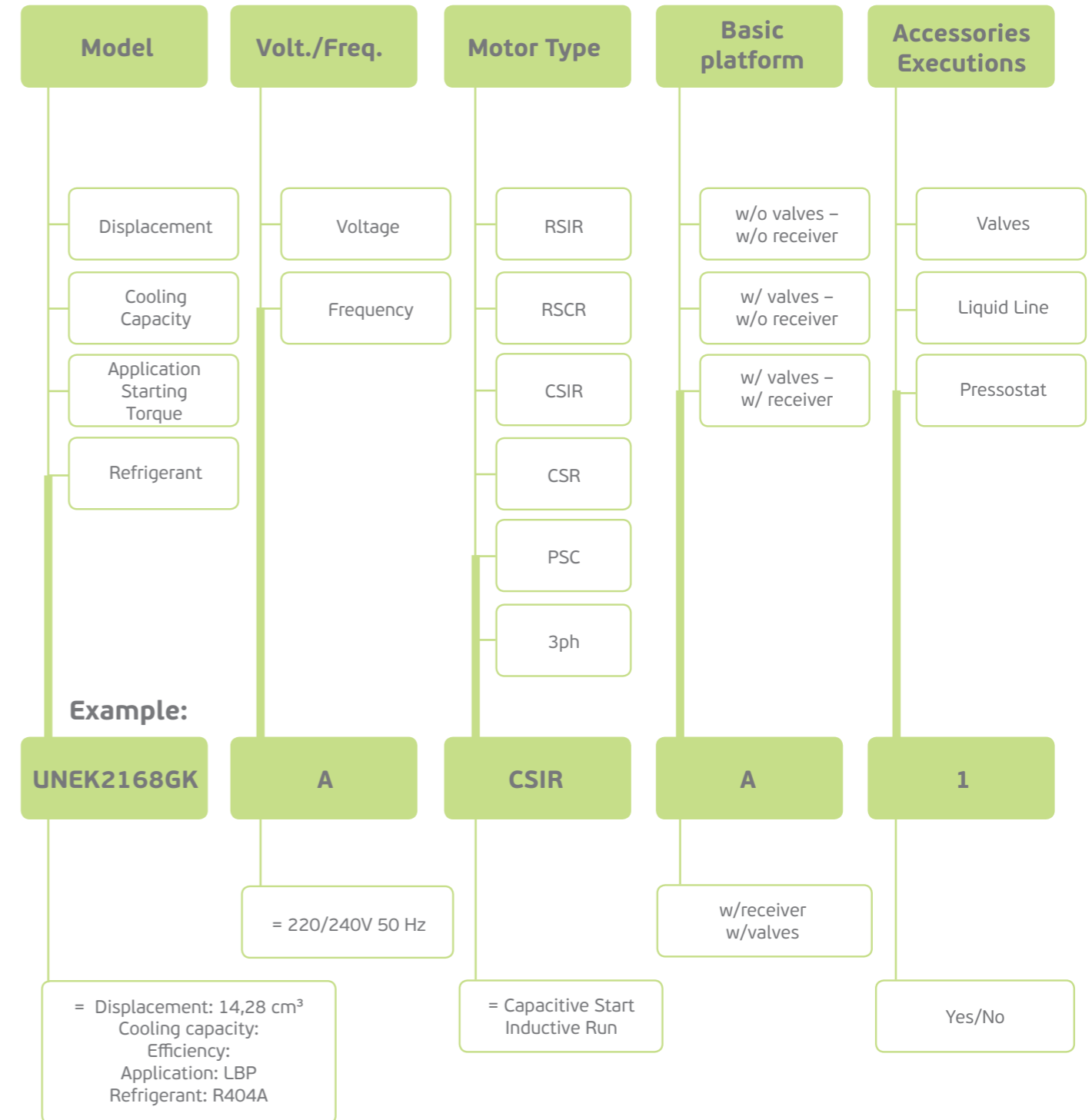
Cool. Cap. EN13215 / Rated Point / Return gas 20°C/Ambient temp. 32°C/Subcooling 3K
 Volt./Freq. A 220-240V/50Hz 1 - M 380-420V/50Hz 3 - N 220-240V/50Hz (230V/60Hz) 1 - V 230V/50Hz 1 -

Cool. Cap. ASHRAE / Rated Point Return gas 32°C/Ambient temp. 32°C/Subcooling 3K
 Volt./Freq. B 208-230V/60Hz 1 - or 200-230V/50Hz 1 - D 208-230V/60Hz 1 - G 115V/60 Hz 1 -

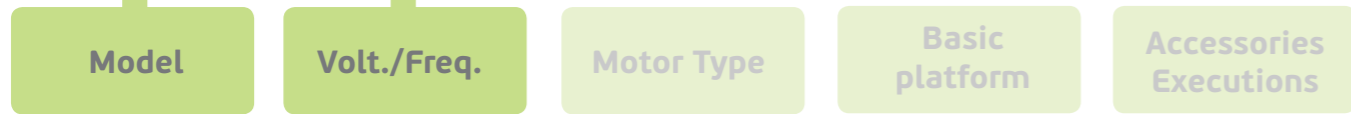
CONDENSING UNIT SELECTION

HOW TO ORDER YOUR CONDENSING UNIT

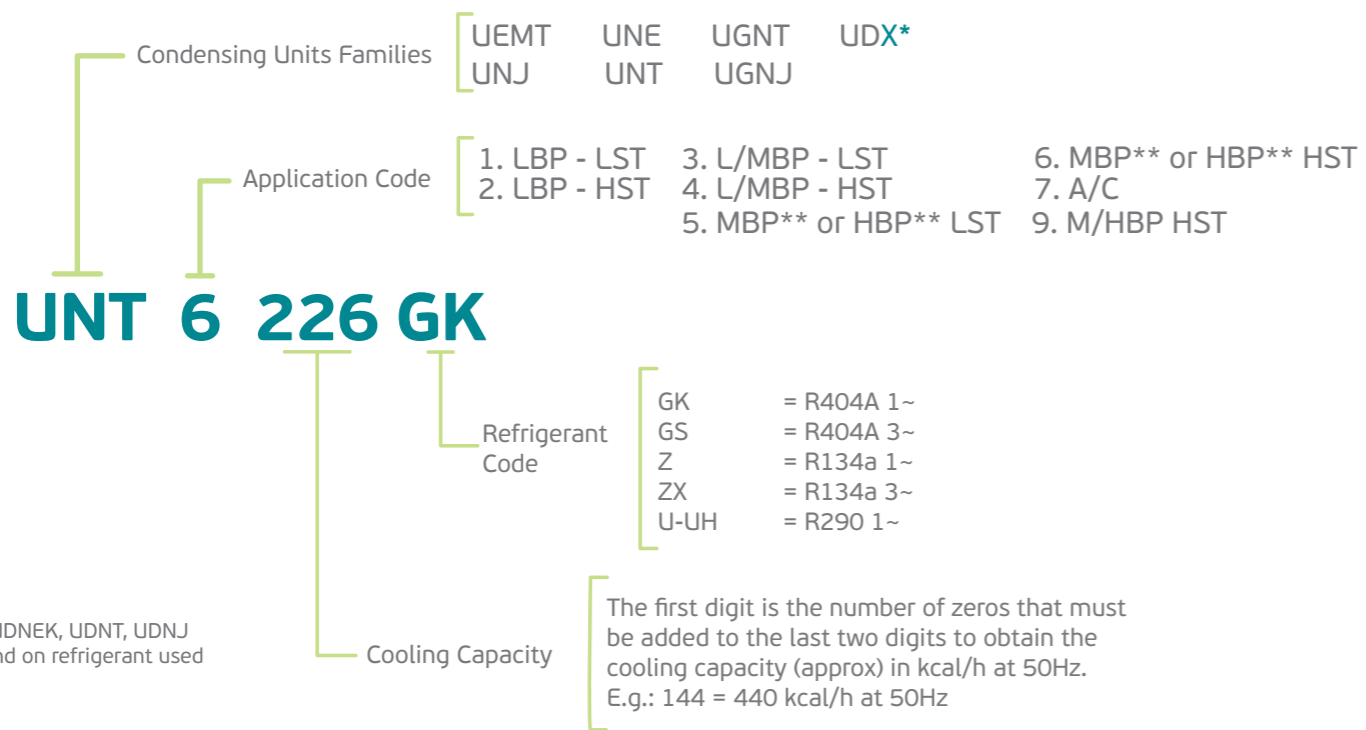
Ordering Code



NOTE: not all combinations are possible



Nomenclature UEM/UNEK/UNT/UNJ



Families

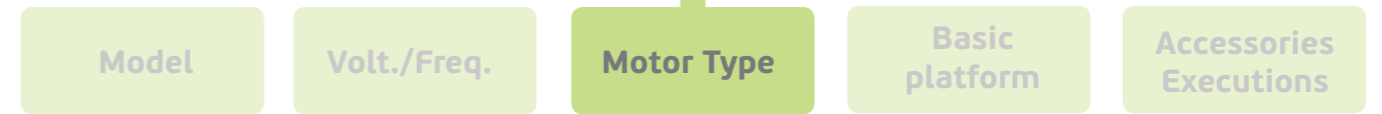
FAMILIES	LBP			MBP/HBP		
	R134a	R404A	R290	R134a	R404A	R290
UEM	✓	✓	✓	✓	✓	✓
UNEK	✓	✓	✓	✓	✓	✓
UNT	✓	✓	✓	✓	✓	✓
UNJ	✓	✓	✗	✓	✓	✗
UDX	✗	✓	✗	✓	✓	✗

Expansion Device

TYPE	DESCRIPTION
C	Capillary
V	Expansion Valve

Voltage & Frequencies

Code	Voltage & Frequency	Voltage Working Range		Minum Start Voltage	
		50Hz	60Hz	50Hz	60Hz
A	220-240V/50Hz 1 ~	198V - 254V		187V	
B	200-230V/50Hz (208-230V/60Hz) 1 ~	180V - 244V	187V-244V	170V	177V
C	220V/50Hz 1 ~	200V - 242V		187V	
D	208-230V/60Hz 1 ~		187V - 244V		177V
E	115-127V/60Hz		103 - 134V		98V
G	115V/60Hz 1 ~		103V-127V		98V
J	230V/60Hz 1 ~		207V-253V		195V
K	200-220 V 50 Hz 1~ / (230 V 60 Hz 1~)	180V ÷ 234V	207V ÷ 253V	170V	195V
M	380-420V/50Hz	332V-445V		323V	
N	200-240V/50Hz (230V/60Hz) 1 ~	180V-254V	207V-253V	170V	195V
R	200V/50-60Hz 3 ~	180V-220V	180V-220V	170V	170V
V	230V/50Hz 1 ~	207V-253V		195V	
Z	200-230V/60Hz 1 ~		180V-244V		170V



Electrical motor starting torque

LST **Low Starting Torque:** Compressors with RSIR-RSCR-PSC electrical motors for systems with capillary tube and with balanced pressures at start up.

HST **High Starting Torque:** Compressors with CSIR-CSR and 3ph electrical motors for systems with balanced or unbalanced pressures at start up.

Electrical motor types

RSIR **Resistance Start - Inductive Run**
This motor type, used in the compressor of small power, has a low starting torque (LST) and must be applied only to capillary tube systems where the pressures equalize. The motor is characterized by a start winding with high ohmic resistance and must be disconnected when it reaches the stabilized rotational speed. An electromagnetic relay, calibrated for the motor current, disconnects the start winding at the end of the start up. An alternative to the electromagnetic relay is, for some models, a PTC solid state-starting device.

RSCR **Resistance Start - Capacitive Run**
Similar to RSIR motor version but uses a PTC solid state starting device and a permanent connected run capacitor to improve its efficiency.

CSIR **Capacitive Start - Inductive Run**
Similar to RSIR motor, with a different start winding in series with a start capacitor of suitable capacitance to get a high starting torque.

CSR **Capacitive Start & Run**
CSR version with capacitive run and start windings. Same as PSC motor but with a start capacitor in series with the start winding. A potential starting relay, calibrated for each motor, disconnects the start capacitor at the end of the start. The motor is characterized by a high starting torque (HST) and high efficiency.


PSC **Permanent Split Capacitor:**
PSC version with capacitive run winding. This motor is characterized by the run capacitor permanently connected in series with the start winding; both remain connected even after the motor starts. The starting torque is enough to guarantee that the compressor starts only with balanced pressures in capillary tubes systems or with a pressure equalizer.

3Ø **Three Phase**
Three-phase windings with star connections

Electrical components

Motor Type	Overload Protector	Starting Device			Capacitors	
		Current Relay	Voltage Relay	PTC	Start	Run
RSIR	✓	✓	✗	✓	✗	✗
RSCR	✓	✗	✗	✓	✗	✓
CSIR	✓	✓	✗	✗	✓	✗
CSR	✓	✗	✓	✗	✓	✓
PSC	✓	✗	✗	✗	✗	✓

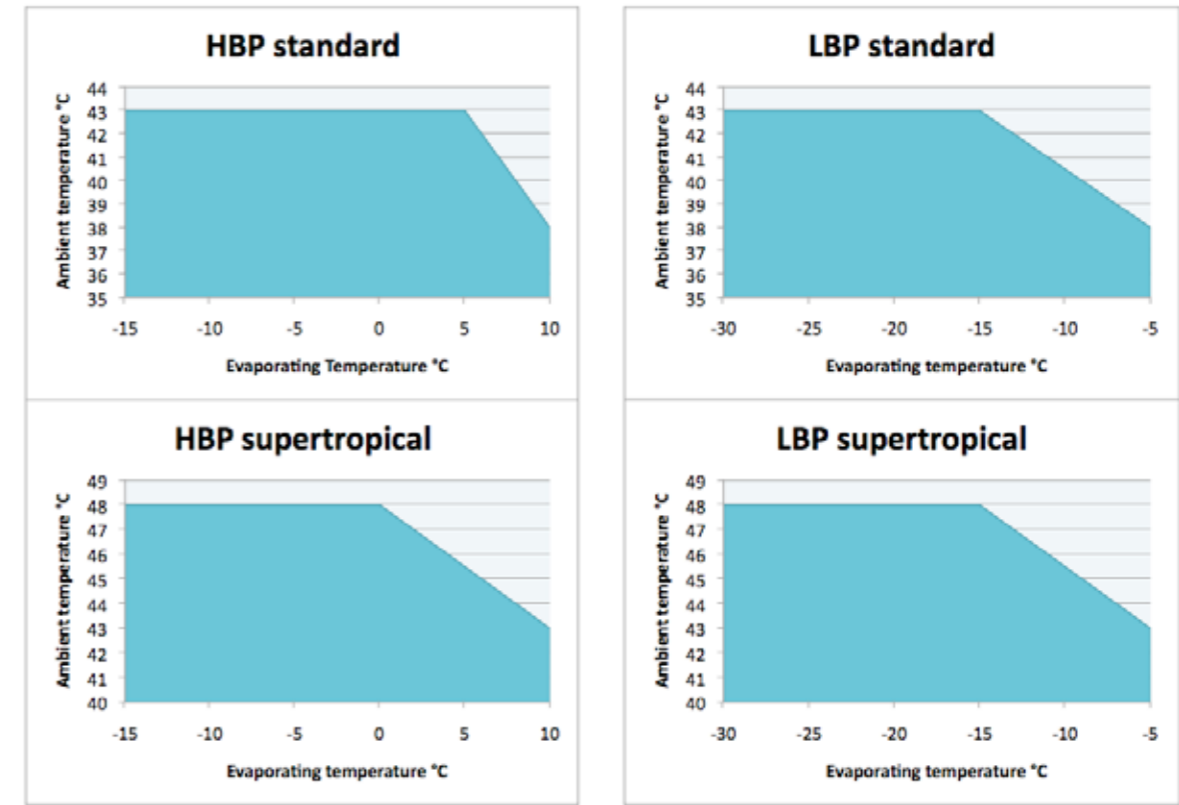
Accessories & Executions



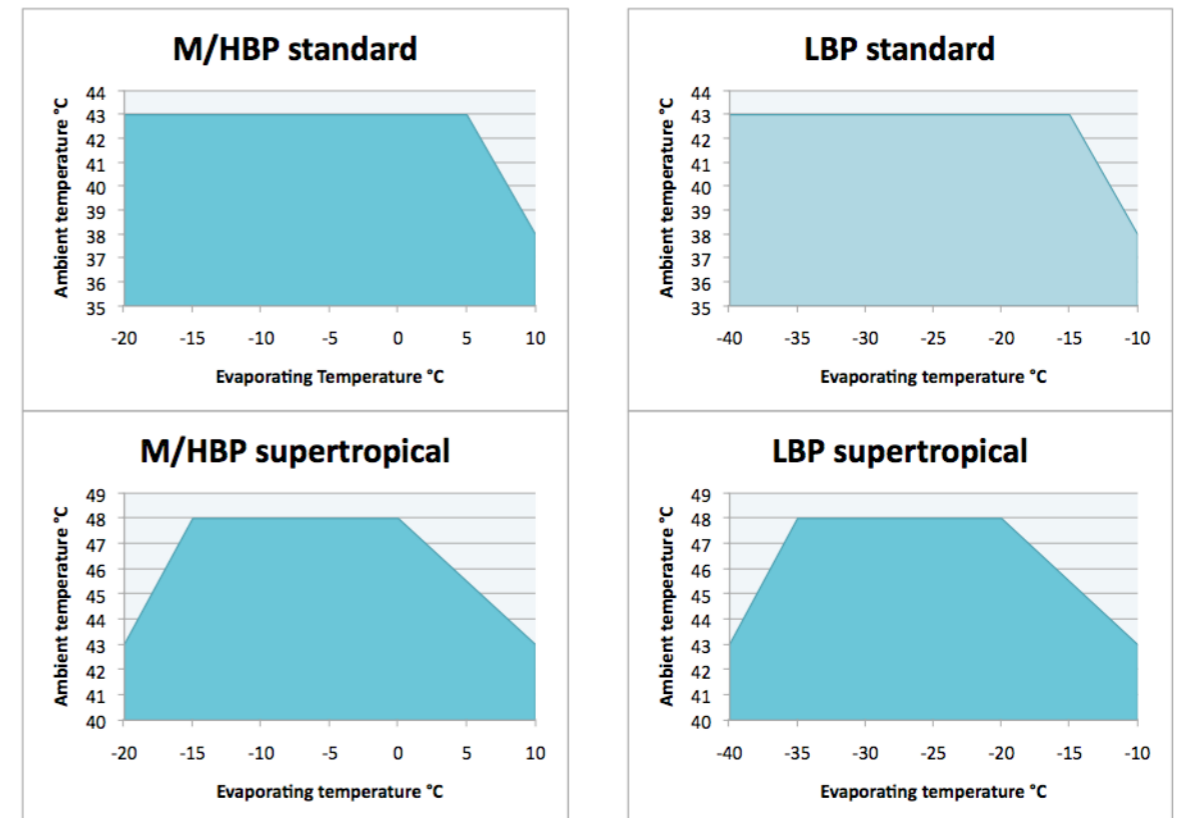
- A RECEIVER**
 - 1. YES
 - 2. NO
- B VALVES**
 - 1. FLARE
 - 2. SOLDER
 - 3. NO
- C LIQUID LINE**
 - 1. YES
 - 2. NO
- D PRESSOSTAT**
 - 1. SINGLE FIXED VALUE
 - 2. SINGLE TUNING
 - 3. DUAL TUNING
 - 4. NO
- E SCHRADER**

Operating Envelope


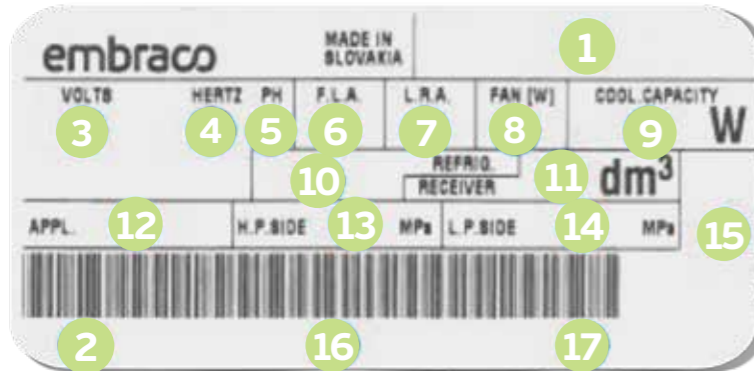
R-134a



R-404A/R507, R-290



Label



- 1 Condensing unit model
- 2 Condensing unit bill of material
- 3 Voltage
- 4 Frequency
- 5 Phases
- 6 Full load amperage
- 7 Locked rotor amperage
- 8 Fan output
- 9 Cooling capacity at rated point
- 10 Refrigerant
- 11 Receiver volume
- 12 Application type
- 13 Maximum pressure at high side
- 14 Maximum pressure at low side
- 15 Agency approvals
- 16 Date of production code
- 17 serial No.

Packaging



PCS/PALLET	UEMT	24
	UNEK	from 12 to 24
	UNT	from 8 to 21
	UNJ	from 4 to 12
	UGNJ	4
	SLIDING UNITS	1

GENERAL DATA & PERFORMANCE

Table index

R134a **1**
 50 Hz
 LBP — pag. 24
 HBP — pag. 24
 60 Hz
 HBP — pag. 26

R404A/R507 **2**
 50 Hz
 LBP — pag. 28
 M/HBP — pag. 30
 60 Hz
 LBP — pag. 28
 M/HBP — pag. 30

R290 **3**
 50 Hz
 LBP — pag. 32
 MBP — pag. 32

SUPERTROPICAL
 R404A/507
 M/HBP 50Hz — pag. 34
 R404A/507
 LBP 50Hz — pag. 34

DOUBLE FAN R404A
 R404A/R507
 M/HBP 50Hz — pag. 36
 R404A/R507
 LBP 50Hz — pag. 36
 R404A/R507
 M/HBP 60Hz — pag. 36

SLIDING UNITS
 R404A/507
 M/HBP 50Hz — pag. 38
 R404A/507
 LBP 50Hz — pag. 38
 R134A
 HBP 50Hz — pag. 38

GEMINI **4**
 R404A
 LBP 50Hz — pag. 40
 R134a
 HBP 50Hz — pag. 40
 R404A
 M/HBP 50Hz — pag. 40

How to read our catalogue

Example:

R134a **1**
LBP **50Hz** **3**

MODEL	REF.	VOLTAGE & FREQUENCY	APPL. TYPE	REF. TYPE	OPERATIVE RANGE OF EVAPORATING TEMPERATURE												COMPONENTS AND DIMENSIONS				DRAWING NUMBER	MODEL											
					10	15	20	25	30	35	40	45	50	55	60	65	70	75	80	85			90										
UMR0144Z	1/3	5,15	A	C3R	6,5	575	225	1,48	225	90	344	451	523	507	376	1,48	426	3,8	3/8	1/4	200	5/8P	3	300	14,6	400	350	236	3	8	1394407	UMR0144Z	
UMR0160Z	1/4	6,76	A	C3R	13,5	758	314	1,87	250	99	400	575	632	710	514	1,87	500	4,0	3/8	1/4	230	5/8P	3	400	17,7	475	390	254	3	9	1394408	UMR0160Z	
UMR0170Z	1/3	7,80	A	C3R	10,4	820	306	2,23	238	466	362	617	748	613	366	2,23	460	3,5	3/8	1/4	230	5/8P	3	400	17,7	425	300	254	3	9	1394409	UMR0170Z	
UMR0217Z	1/3	9,39	A	C3R	16,1	958	418	2,86	300	457	514	711	870	549	410	2,86	594	4,0	3/8	1/4	254	5/8P	3	500	21,1	465	340	296	3	11	1395287	UMR0217Z	
UMR0218Z	1/3*	10,21	A	C3R	16,1	1230	497	2,9	383	600	710	888	1048	1024	497	2,9	620	4,0	3/8	1/4	254	5/8P	3	500	21,7	465	340	296	3	11	1395288	UMR0218Z	
UMR0219Z	1/3*	14,08	A	C3R	19,8	1400	730	3,26	368	737	804	1106	1327	1024	730	3,26	1010	4,0	3/8	1/4	254	5/8P	3	600	23	465	340	296	3	11	1395289	UMR0219Z	
UMR0219Z	1/3*	14,08	B	C3R	22,5	1382	746	3,46	380	740	804	1130	1357	1048	740	3,46	1024	4,0	3/8	1/4	254	5/8P	3	600	23	465	340	296	3	11	1395290	UMR0219Z	
UMR0214Z	1/3*	16,8	A	C3R	21,2	1400	750	3,27	384	750	826	1139	1368	1071	750	3,27	1010	4,0	3/8	1/4	254	5/8P	3	600	23	465	340	296	3	11	1395291	UMR0214Z	
UMR0180Z	1/2*	17,20	A	C3R	31	1480	880	3,52	420	776	840	1139	1336	1048	840	3,52	1010	4,0	3/8	1/4	254	5/8P	3	700	27,2	466	340	296	3	11	1394400	UMR0180Z	
UMR0217Z	3/4	20,84	A	C3R	25	1820	812	3,7	463	826	1048	1296	1590	1190	790	3,7	1090	4,0	3/8	1/2	275	5/31P	3	640	32,6	470	390	324	3	12	1395410	UMR0217Z	
UMR0220Z	3/4	20,57	B	C3R	29	1870	960	3,90	748	984	1204	1475	1792	1390	960	3,90	1240	4,0	3/8	1/2	275	5/31P	3	640	34,3	470	396	324	3	12	1395411	UMR0220Z	
UMR0224Z	1/2	27,80	A	C3R	42,5	120	120	120	120	120	120	120	120	120	120	120	120	120	4,0	3/8	1/2	275	5/31P	3	640	120	120	120	120	3	10	1395292	UMR0224Z
UMR0220Z	4/5	26,11	A	C3R	30	2363	1068	4,40	887	1140	1410	1767	2100	1540	1094	4,40	2010	4,0	3/8	1/2	275	5/31P	3	640	34,7	481	400	324	3	12	1395293	UMR0220Z	
UMR0220Z	1*	34,38	A	C3R	31	3006	1300	4,75	1217	1600	1940	2312	2760	2070	1390	4,75	2344	4,0	3/8	1/2	275	5/31P	3	640	37,6	481	400	324	3	12	1395294	UMR0220Z	
UMR0220Z	4/5	26,11	B	1/6P	13	2080	1004	3,28	882	1340	1600	1761	2112	1592	1094	3,28	2040	4,0	3/8	1/2	275	5/31P	3	640	34,7	481	400	324	3	12	1395295	UMR0220Z	
UMR0220Z	1	34,38	B	1/6P	13	2796	1290	3,4	1217	1600	1940	2312	2760	2070	1394	3,4	2344	4,0	3/8	1/2	275	5/31P	3	640	34,7	481	400	324	3	12	1395296	UMR0220Z	

- 1** Grouped by refrigerant type
- 2** Grouped by Application Type
- 3** Data classified by supply frequency
- 4** Voltage & Frequency
- 5** Operative range of evaporating temperature
Cooling capacity @ rated point ASHRAE & EN13215
- 6** Components and dimensions
- 7** Drawing number

R134a

LBP 50Hz

SERIES	MODEL	ELECTRICAL VERSION	MOTOR TYPE	DISPLACEMENT cm ³	LRA A	HP	PERFORMANCE / EVAPORATING TEMPERATURE °C - ASHRAE AMBIENT 32°C MAX. SUBCOOLING 3°C EVAPORATOR OUTLET AND GAS RETURN 32°C								RECEIVER VOLUME LITRE	VALVES TUBE LINE O.D.		FAN				WEIGHT (ONLY REFERENCE) kg	OVERALL DIMENSIONS				Condenser		MODEL			
							RATED -23,3			-30	RATED -25			-20		-15	-10	-5	SUCTION	LIQUID	O.D.		No. & ANGLE OF BLADES	No. OF FANS	AIR FLOW RATE	A	B	C		DRAWING NUMBER	No. OF ROWS	No. OF TUBES
							W	W inp	CURRENT (A)	W	W	W inp	W	W		W	W	inch	inch	mm	m ² /h		mm	mm	mm	mm	mm	mm				
UEMT	UEMT49HLP	A	RSIR	5,57	5,2	1/5	150	115	1,02	UD	142	105	UD	UD	UD	UD	-	3/8	1/4	200	5/28°	1	360	14	430	306	226	1955382	2	8	UEMT49HLP	
UNE	UNEK1116Z	A	RSIR	7,40	5,3	1/4	203	182	1,07	112	151	117	201	260	331	406	-	3/8	1/4	200	5/28°	1	360	14,90	430 480	306 300	226	1955183 1955191	2	8	UNEK1116Z	
	UNEK2116Z	A	CSIR	7,40	10	1/4	197	191	1,37	124	155	163	200	265	341	439	-	3/8	1/4	200	5/28°	1	360	16,50	430	306	226	1955183	2	8	UNEK2116Z	
	UNEK1118Z	A	RSIR	8,40	6,9	1/3	244	185	1,19	141	188	143	251	330	420	522	-	3/8	1/4	200	5/28°	1	360	15,30	430 480	306 300	226	1955183 1955191	2	8	UNEK1118Z	
	UNE2121Z	A	CSIR	9,27	12,6	1/3	308	269	2,00	202	263	203	349	451	566	692	0,6	3/8	1/4	200	5/28°	1	300	17,20	430	306	226	1955183	3	8	UNE2121Z	
	UNE2130Z	A	CSIR	12,12	13,2	1/3	322	279	2,15	216	279	230	379	488	591	719	1,1	3/8	1/4	230	5/28°	1	300	16,5	435	308	254	1955183	3	9	UNE2130Z	
	UNE2134Z	A	CSIR	14,30	17	1/2	387	285	2,25	226	304	244	392	506	609	733	1,1	3/8	1/4	254	5/28°	1	595	20	465	340	296	1955287	3	11	UNE2134Z	
	UNEK2140Z	A	CSIR	16,80	19	1/2+	UD	UD	UD	UD	UD	UD	UD	UD	UD	UD	1,1	3/8	1/4	254	5/28°	1	595	20	465	340	296	1955287	3	11	UNEK2140Z	

NOTES: Expansive device C except UNEK2116Z and UNE2121Z. It is C-V. Application range in 43°C (-30 to -5)

R134a

HBP 50 Hz

SERIES	MODEL	ELECTRICAL VERSION	MOTOR TYPE	DISPLACEMENT cm ³	LRA A	HP	PERFORMANCE / EVAPORATING TEMPERATURE °C - ASHRAE AMBIENT 32°C MAX. SUBCOOLING 3°C EVAPORATOR OUTLET AND GAS RETURN 32°C								RECEIVER VOLUME LITRE	VALVES TUBE LINE O.D.		FAN				WEIGHT (ONLY REFERENCE) kg	OVERALL DIMENSIONS				Condenser		MODEL			
							RATED 7.2			-15	-10	-5	0	RATED 5			10	SUCTION	LIQUID	O.D.	No. & ANGLE OF BLADES		No. OF FANS	AIR FLOW RATE	A	B	C	DRAWING NUMBER		No. OF ROWS	No. OF TUBES	
							W	W inp	CURRENT (A)	W	W	W	W	W		W	W	W	W	inch	inch		mm	m ² /h	mm	mm	mm	mm		mm	mm	
UEMT	UEMT37HDP	A	RSIR	3,97	5,4	1/8	UD	UD	UD	UD	UD	UD	UD	UD	UD	UD	-	3/8	1/4	200	5/28°	1	300	13,5	430	308	226	1955427	3	8	UEMT37HDP	
	UEMT45HDR	A	CSIR	3,97	8,8	1/7	UD	UD	UD	UD	UD	UD	UD	428	172	UD	-	3/8	1/4	200	5/28°	1	300	13,8	430	308	226	1955427	2	8	UEMT45HDR	
	UEMT50HDP	A	RSIR	4,50	9,1	1/6	UD	UD	UD	UD	UD	UD	UD	UD	UD	0,6	3/8	1/4	200	5/28°	1	300	13,8	430	308	226	1955427	3	8	UEMT50HDP		
	UEMT6144Z	A	RSIR	5,20	8,5	1/5	573	235	1,48	221	280	349	431	523	205	625	0,6	3/8	1/4	200	5/28°	1	300	15,2	430	308	226	1955427	3	8	UEMT6144Z	
	UEMT6160Z	A	CSIR	6,76	9,8	1/4	758	314	1,87	297	373	465	571	571	301	750	1,1	3/8	1/4	230	5/31°	1	420	15,5	435	308	254	1955428	3	9	UEMT6160Z	
	UEMT6170Z	A	CSIR	7,69	10,4	1/3	820	366	2,13	318	402	502	617	749	340	893	1,1	3/8	1/4	230	5/31°	1	420	15,5	435	308	254	1955428	3	9	UEMT6170Z	
UNE	UNEK6187Z	A	CSIR	10,00	16,1	1/3	958	418	2,86	359	457	574	711	870	375	1043	1,1	3/8	1/4	254	5/28°	1	320	21	465	340	296	1955287 1955184	3	11	UNEK6187Z	
	UNEK6210Z	A	CSIR	12,12	19,5	1/3+	1228	497	2,9	466	581	704	835	975	532	1123	1,1	3/8	1/4	254	5/28°	1	595	21,7	465	340	296	1955287 1955184	3	11	UNEK6210Z	
	UNEK6212Z	A	CSIR	14,30	19,5	1/2+	1448	730	3,95	539	664	807	969	1149	604	1348	1,1	3/8	1/4	254	5/28°	1	595	21,5	465	340	296	1955287 1955184	3	11	UNEK6212Z	
		B	CSR		22,5	1/2+	1456	698	3,86	517	637	795	1001	1222	593	1421	1	3/8	1/4	254	5/28°	1	660	21,7				1955287 1955184	3	11		
UNEK6214Z	A	CSIR	16,80	25,5	1/2+	1492	753	5,17	609	756	918	1095	1287	751	1493	1	3/8	1/4	254	5/28°	1	595	21,7	465	340	296	1955287 1955184	3	11	UNEK6214Z		
UNT	UNT6215Z	N	CSIR	17,4	21	1/2+	1483	593	5,52	682	860	1056	1272	1507	678	1761	1,2	3/8	1/4	254	5/28°	1	740	28,2	465	340	296	1955400	3	11	UNT6215Z	
	UNT6217Z	A	CSR	20,4	25	3/4	1781	745	5,65	773	953	1171	1426	1718	835	2048	2,3	1/2	3/8	275	5/31°	1	640	30,1	470	395	324	1955401	3	12	UNT6217Z	
	UNT6220Z	N	CSR	20,4	29	3/4	1970	960	5,99	910	1148	1413	1704	2020	834	2364	2,3	1/2	3/8	275	5/31°	1	640	33,5	470	395	324	1955413	3	12	UNT6220Z	
	UNTU6224Z	A	CSR	27,8	UD	UD	UD	UD	UD	UD	UD	UD	UD	UD	2670	923	UD	2,3	1/2	3/8	275	5/31°	1	640	UD	UD	UD	UD	UD	3	12	UNTU6224Z
UNJ	UNJ6220Z	A	CSIR	26,1	35	4/5	2338	1080	6,79	880	1135	1433	1773	2156	1029	2582	2,3	1/2	3/8	275	5/31°	1	640	36,9	481	409	324	1955186	3	12	UNJ6220Z	
	UNJ6226Z	A	CSR	34,4	31	1+	3006	1355	6,75	1217	1531	1896	2312	2759	1136	3244	2,3	5/8	3/8	275	5/31°	1	640	37,5	481	409	324	1955186	3	12	UNJ6226Z	
	UNJ6220ZX	M	3 Ph	26,1	10	4/5	2285	1004	2,28	1015	1259	1534	1838	2330	986	2538	2,3	1/2	3/8	275	5/31°	1	640	35,4	481	409	324	1955186	3	12	UNJ6220ZX	
	UNJ6226ZX	M	3 Ph	34,4	13	1	2796	1293	2,4	1217	1531	1896	2312	2759	1131	3244	2,3	5/8	3/8	275	5/31°	1	640	36,5	481	409	324	1955186	3	12	UNJ6226ZX	

NOTES: Expansive device (C-V). Application range in 43°C (-15 to +10) UD - Under Development

R134a

HBP 60Hz

SERIES	MODEL	ELECTRICAL VERSION	MOTOR TYPE	DISPLACEMENT cm ³	LRA	HP	PERFORMANCE / EVAPORATING TEMPERATURE °C - ASHRAE AMBIENT 32°C MAX. SUBCOOLING 3°C EVAPORATOR OUTLET AND GAS RETURN 32°C							RECEIVER VOLUME LITRE	VALVES TUBE LINE O.D.		FAN				WEIGHT (ONLY REFERENCE) kg	OVERALL DIMENSIONS				Condenser		MODEL	
							-15	-10	-5	0	RATED 7,2		10		SUCTION	LIQUID	O.D.	No. & ANGLE OF BLADES	No. OF FANS	AIR FLOW RATE		A	B	C	DRAWING NUMBER	No. OF ROWS	No. OF TUBES		
							W	W	W	W	W	W inp	Current (A)		W	inch	inch	mm				m ³ /h	mm	mm	mm				
UNE	UNEK6170Z	G	CSIR	8,40	28,5	1/4	431	453	557	683	767	382	5,31	1121	1	3/8	1/4	230	5/31°	1	480	17,4	435	306	254	1955183	3	9	UNEK6170Z
	UNE6187Z	D	CSIR	10,00	17,3	1/3+	571	717	878	1051	1231	577	3,21	1429	1	3/8	1/4	254	5/28°	1	660	16	467	339	296	1955287	3	11	UNE6187Z
	UNE6187Z	G	CSIR	10,00	29	1/3+	571	717	878	1051	1231	577	6,81	1429	1	3/8	1/4	254	5/28°	1	660	20,6	467	339	296	1955287	3	11	UNE6187Z
	UNEK6210Z	G	CSIR	12,12	37	1/3+	580	739	911	1098	1300	559	6,48	1515	1	3/8	1/4	254	5/28°	1	660	21,7	467	339	296	1955287	3	11	UNEK6210Z
	UNEK6212Z	G	CSIR	14,30	40	1/2	UD	UD	UD	UD	1574	UD	UD	UD	1	3/8	1/4	254	5/28°	1	660	20,0	467	339	296	1955287	3	11	UNEK6212Z
	UNEK6212Z	B	CSR	14,30	22,5	1/2	UD	UD	UD	UD	1574	UD	UD	UD	1	3/8	1/4	254	5/28°	1	660	23	467	339	296	1955287	3	11	UNEK6212Z
	UNEK6214Z	D	CSIR	16,80	30	1/2+	UD	UD	UD	UD	1769	UD	UD	UD	1,3	3/8	1/4	254	5/28°	1	930	21,4	467	339	296	1955287	3	11	UNEK6214Z
UNEK6214Z	G	CSR	16,80	48	1/2+	UD	UD	UD	UD	1769	UD	UD	UD	1,3	3/8	1/4	254	5/28°	1	930	22,3	467	339	296	1955287	3	11	UNEK6214Z	
UNT	UNT6215Z	D	CSIR	17,4	20,8	1/2+	842	1051	1284	1531	1793	847	5,23	2075	1,3	3/8	1/4	254	5/28°	1	930	27,2	4651	340	296	1955400	3	11	UNT6215Z
	UNT6215Z	G	CSIR	17,4	44	1/2+	852	1064	1293	1540	1805	776	8,69	2088	1,3	3/8	1/4	254	5/28°	1	930	27,2	465	340	296	1955400	3	11	UNT6215Z
	UNT6217Z	G	CSR	20,4	45	3/4	988	1239	1505	1822	2261	1021	11,4	2503	2,3	1/2	3/8	275	5/31°	1	720	33,5	470	395	324	1955401	3	12	UNT6217Z
	UNT6217Z	D	CSIR	20,4	31	3/4	988	1239	1505	1822	2261	930	5,6	2503	2,3	1/2	3/8	275	5/31°	1	720	33,5	470	395	324	1955410	3	12	UNT6217Z
UNJ	UNJ6220Z	D	CSIR	26,2	42	1	1163	1470	1790	2156	2520	1124	7,18	2912	2,3	1/2	3/8	275	5/31°	1	720	34,7	481	409	324	1955186	3	12	UNJ6220Z
	UNJ6220Z	G	CSIR	26,2	72	1	1163	1470	1790	2156	2520	1153	12,69	2912	2,3	1/2	3/8	275	5/31°	1	720	34,7	481	409	324	1955186	3	12	UNJ6220Z
	UNJ6226Z	D	CSR	34,4	40	1+	1390	1740	2100	2466	2840	1344	6,67	3323	2,3	5/8	3/8	275	5/31°	1	720	37,5	481	409	324	1955186	3	12	UNJ6226Z

NOTES: Expansive device (C-V) Application range 43°C (-15 to +10) - UD - Under Development

R404A / R507

LBP 50Hz

SERIES	MODEL	ELECTRICAL VERSION	MOTOR TYPE	DISPLACEMENT cm ³	LRA	HP	PERFORMANCE / EVAPORATING TEMPERATURE °C - ASHRAE AMBIENT 32°C MAX. SUBCOOLING 3°C EVAPORATOR OUTLET AND GAS RETURN 32°C									RECEIVER VOLUME LITRE	VALVES TUBE LINE O.D.		FAN				WEIGHT (ONLY REFERENCE) kg	OVERALL DIMENSIONS				Condenser		MODEL			
							RATED -23,3			-40	RATED -35			-30	-25		-20	-15	-10	SUCTION inch	LIQUID inch	O.D. mm		No. & ANGLE OF BLADES	No. OF FANS	AIR FLOW RATE m ³ /h	A mm	B mm	C mm		DRAWING NUMBER	No. OF ROWS	No. OF TUBES
							W	W inp	CURRENT (A)	W	W	W inp	W	W	W		W	W															
UEMT	UEMT2117GK	A	CSIR	4,50	7,7	1/4	UD	UD	UD	UD	145	144	UD	UD	UD	UD	UD	0,6	3/8	1/4	200	5/28°	1	300	17,1	430	308	226	1955427	3	8	UEMT2117GK	
	UEMT2125GK	A	CSIR	5,96	9,8	1/2-	362	265	1,72	129	171	192	225	289	366	461	570	1,1	3/8	1/4	230	5/31°	1	420	15,4	435	308	254	1955428	3	9	UEMT2125GK	
	UEMT2130GK	A	CSIR	6,76	12,4	1/2	UD	UD	UD	UD	199	234	UD	UD	UD	UD	UD	1,1	3/8	1/4	230	5/31°	1	420	15,4	435	308	254	1955428	3	9	UEMT2130GK	
UNE	UNEK2125GK	A	CSIR	6,20	12,4	1/2	410	342	2,48	143	185	205	236	296	364	441	527	1,1	3/8	1/4	230	5/31°	1	420	17,4	435	306	254	1955183	3	9	UNEK2125GK	
	UNEK2134GK	A	CSIR	8,78	16,1	1/2+	490	342	2,77	180	216	229	315	401	476	576	687	1,1	3/8	1/4	254	5/28°	1	595	20,0	465	340	296	1955287 1955184	3	11	UNEK2134GK	
	UNEK2150GK	A	CSIR	12,12	19,5	3/4	639	530	3,52	270	322	340	392	481	589	725	880	1,1	3/8	1/4	254	5/28°	1	595	21,6	465	340	296	1955287 1955184	3	11	UNEK2150GK	
	UNEK2168GK	A	CSIR	14,30	18,5	1+	735	617	3,92	261	367	384	484	643	825	994	1153	1,1	3/8	1/4	254	5/28°	1	460	23,8	491	340	296	1955287 1955184	4	11	UNEK2168GK	
UNT	UNT2168GK	A	CSR	14,5	25,5	1+	832	655	2,92	264	367	375	492	645	810	1013	1246	1,1	3/8	1/4	254	5/28°	1	460	26,8	476	340	296	1955404	4	11	UNT2168GK	
	UNT2178GK	A	CSIR	17,4	25	1 1/4	891	655	4,39	334	453	458	587	735	897	1073	1263	1,2	3/8	1/4	254	5/28°	1	460	27,5	476	340	296	1955404	4	11	UNT2178GK	
	UNT2180GK	A	CSIR	20,4	34,5	1 1/4	973	701	4,2	403	513	535	653	831	1012	1232	1471	1,2	3/8	1/4	254	5/28°	1	460	28,6	476	340	296	1955404	4	11	UNT2180GK	
	UNT2192GK **	A	CSR	22,4	34,5	1 1/2	1113	842	5,5	394	523	581	691	896	1142	1443	1787	2,3	3/8	1/4	275	5/31°	1	800	36,2	470	395	324	1955401	3	12	UNT2192GK	
	UNT2212GK **	A	CSR	27,8	33	2-	1443	991	5,25	515	669	702	873	1130	1438	1820	2258	2,3	1/2	3/8	275	5/31°	1	800	34,6	470	395	324	1955401	3	12	UNT2212GK	
UNJ	UNJ2192GK	A	CSR	26,1	26	1 1/2	1198	942	4,75	492	673	724	860	1055	1256	1463	1677	2,3	1/2	3/8	275	5/31°	1	800	37,8	481	409	324	1955186	3	12	UNJ2192GK	
	UNJ2192GS	M	3 Ph	26,1	13,5	1 1/4+	1081	900	2,28	359	495	533	657	846	1063	1320	1605	2,3	1/2	3/8	275	5/31°	1	800	36,2	481	409	324	1955387	3	12	UNJ2192GS	
	UNJ2212GK	A	CSR	34,4	36	2	1599	1175	6,05	488	717	745	962	1251	1574	1950	2366	2,3	5/8	3/8	275	5/31°	1	800	39,0	481	409	324	1955186	3	12	UNJ2212GK	
	UNJ2212GS	M	3 Ph	34,4	20,6	2+	1599	1479	2,38	488	717	869	962	1251	1574	1950	2366	2,3	5/8	3/8	275	5/31°	1	800	38,2	481	409	324	1955387	3	12	UNJ2212GS	

NOTES: Expansive device (C-V). Application range in 43°C (-40 to -10) UD - Under Development

R404A / R507

LBP 60Hz

SERIES	MODEL	ELECTRICAL VERSION	MOTOR TYPE	DISPLACEMENT cm ³	LRA	HP	PERFORMANCE / EVAPORATING TEMPERATURE °C - ASHRAE AMBIENT 32°C MAX. SUBCOOLING 3°C EVAPORATOR OUTLET AND GAS RETURN 32°C									RECEIVER VOLUME LITRE	VALVES TUBE LINE O.D.		FAN				WEIGHT (ONLY REFERENCE) kg	OVERALL DIMENSIONS				Condenser		MODEL
							-40	-35	-30	RATED -23,3			-20	-15	-10		SUCTION inch	LIQUID inch	O.D. mm	No. & ANGLE OF BLADES	No. OF FANS	AIR FLOW RATE m ³ /h		A mm	B mm	C mm	DRAWING NUMBER	No. OF ROWS	No. OF TUBES	
							W	W	W	W	W inp	Current (A)	W	W	W															
UNE	UNEK2134GK	G	CSIR	8,78	37,5	1/2	235	308	398	502	404	5,3	586	742	872	1,1	3/8	1/4	254	5/28°	1	595	17,9	465	340	296	1955184	3	11	UNEK2134GK
	UNEK2150GK	G	CSIR	12,12	41,5	1/2+	421	490	583	700	508	5,3	815	911	1190	1,1	3/8	1/4	254	5/28°	1	595	20,0	465	340	296	1955184	3	11	UNEK2150GK
UNT	UNT2192GK	D	CSR	22,4	40	1+	756	825	922	1039	780	3,9	1086	1333	1507	2,3	3/8	1/4	275	5/31°	1	800	32,1	470	395	324	1955401	3	12	UNT2192GK
	UNT2192GK	G	CSIR	22,4	56	1+	756	825	922	1039	927	-	1086	1333	1507	2,3	3/8	1/4	275	5/31°	1	800	36,2	470	395	324	1955401	3	12	UNT2192GK
	UNT2212GK	G	CSR	27,8	81	2 1/4	720	983	1281	1614	1358	13,31	1981	2382	2818	2,3	1/2	3/8	275	5/31°	1	800	33,8	470	395	324	1955401	3	12	UNT2212GK
UNJ	UNJ2192GK	D	CSR	26,2	40	1 1/2+	530	715	930	1170	944	4,58	1442	1742	2067	2,3	1/2	3/8	275	5/31°	1	720	36,2	481	409	324	1955186	3	12	UNJ2192GK
	UNJ2212GK	D	CSR	34,4	46	2 1/4+	721	1037	1360	1730	1124	5,31	2136	2571	3048	2,3	5/8	3/8	275	5/31°	1	720	38,3	481	409	324	1955186	3	12	UNJ2212GK

NOTES: Expansive device (C-V) Application range 43°C (-40 to -10)

R290

LBP 50Hz

SERIES	MODEL	ELECTRICAL VERSION	MOTOR TYPE	DISPLACEMENT cm ³	LRA	HP	PERFORMANCE / EVAPORATING TEMPERATURE °C - ASHRAE AMBIENT 32°C MAX. SUBCOOLING 3°C EVAPORATOR OUTLET AND GAS RETURN 32°C			PERFORMANCE / EVAPORATING TEMPERATURE °C - EN13215: AMBIENT 32°C RETURN GAS 20°C								RECEIVER VOLUME LITRE	VALVES TUBE LINE O.D.		FAN				WEIGHT (ONLY REFERENCE) kg	OVERALL DIMENSIONS			Condenser		MODEL		
							RATED -23,3			-40	RATED -35			-30	-25	-20	-15		-10	SUCTION	LIQUID	O.D.	No. & ANGLE OF BLADES	No. OF FANS		AIR FLOW RATE	A	B	C	DRAWING NUMBER		No. OF ROWS	No. OF TUBES
							W	W inp	CURRENT (A)	W	W	W inp	W	W	W	W	W		inch	inch	mm			m ³ /h		mm	mm	mm					
UNE	UEMT2121U	A	CSIR	5,57	7,7	1/3	UD	UD	UD	125	160	169	203	249	302	365	423	0,6	3/8	1/4	200	5/28°	1	420	16,60	435	306	254	1955428	3	8	UEMT2121U	
	UNEK2121U	A	CSIR	6,2	12,4	1/3	UD	UD	UD	UD	162	175	UD	UD	UD	UD	UD	0,6	3/8	1/4	200	5/28°	1	420	16,60	435	306	254	1955183	3	8	UNEK2121U	
UNT	UNEK2125U	A	CSIR	7,3	12,4	1/2-	UD	UD	UD	UD	185	197	UD	UD	UD	UD	UD	0,6	3/8	1/4	230	5/31°	1	420	16,80	435	306	254	1955183	3	9	UNEK2125U	
	UNEK2134U	A	CSIR	10,0	13,1	1/2+	UD	UD	UD	UD	288	285	UD	UD	UD	UD	UD	1,1	3/8	1/4	254	5/28°	1	595	18,60	465	340	296	1955184	3	11	UNEK2134U	
	UNEK2150U	A	CSIR	13,5	19,5	1/2+	UD	UD	UD	UD	315	343	UD	UD	UD	UD	UD	1,1	3/8	1/4	254	5/28°	1	800	21,6	465	340	296	1955184	3	11	UNEK2150U	
UNJ	UNEK2160U	A	CSR	16,8	18	3/4	UD	UD	UD	UD	365	387	UD	UD	UD	UD	UD	1,1	3/8	1/4	254	5/28°	1	595	21,6	465	340	296	1955184	3	11	UNEK2160U	
	UNT2210U	A	CSR	27,8	33	1/4	UD	UD	UD	UD	720	687	UD	UD	UD	UD	UD	2,3	3/8	1/4	275	5/31°	1	800	16,8	470	395	324	1955401	3	12	UNT2210U	

NOTES: Expansive device (C-V). Application range in 43°C (-40 to -10) UD - Under Development fan is according EN60335-2-8 and EN 60079-15

R290

MBP 50Hz

SERIES	MODEL	ELECTRICAL VERSION	MOTOR TYPE	DISPLACEMENT cm ³	LRA	HP	PERFORMANCE / EVAPORATING TEMPERATURE °C - ASHRAE AMBIENT 32°C MAX. SUBCOOLING 3°C EVAPORATOR OUTLET AND GAS RETURN 32°C			PERFORMANCE / EVAPORATING TEMPERATURE °C - EN13215: AMBIENT 32°C RETURN GAS 20°C								RECEIVER VOLUME LITRE	VALVES TUBE LINE O.D.		FAN (according EN60335-2-8 and EN 60079-15)				WEIGHT (ONLY REFERENCE) kg	OVERALL DIMENSIONS			Condenser		MODEL	
							RATED 7.2			-20	-15	-10	-5	0	RATED 5		10		SUCTION	LIQUID	O.D.	No. & ANGLE OF BLADES	No. OF FANS	AIR FLOW RATE		A	B	C	DRAWING NUMBER	No. OF ROWS		No. OF TUBES
							W	W inp	RLA	W	W	W	W	W	W	W inp	W		inch	inch	mm			m ³ /h		mm	mm	mm				
UNE	UEMT6144U	A	CSIR	4,50	7,7	1/4	644	299	1,51	277	336	400	470	540	623	290	707	0,6	3/8	1/4	200	5/28°	1	300	17,1	430	308	226	1955427	3	8	UEMT6144U
	UEMT6152U	A	CSIR	5,20	8,5	1/4	688	336	1,73	269	339	411	489	571	656	320	745	1,1	3/8	1/4	200	5/28°	1	300	17,1	430	308	226	1955427	3	8	UEMT6152U
	UEMT6165U	A	CSIR	6,20	10,4	1/3-	UD	UD	UD	UD	UD	UD	UD	UD	769	345	UD	1,1	3/8	1/4	200	5/28°	1	420	16,5	435	308	254	1955183	3	9	UNEK6165U
UNT	UNEK6181U	A	CSIR	7,3	12	1/3	835	395	2,54	333	420	509	601	695	791	381	890	1,1	3/8	1/4	200	5/28°	1	300	23,8	467	339	296	1955287	3	11	UNEK6181U
	UNEK6210U	A	CSIR	8,8	16	1/3	1120	471	3,08	466	559	664	782	911	1053	449	1208	1,1	3/8	1/4	254	5/28°	1	595	23,8	467	339	296	1955287	3	11	UNEK6210U
	UNEK6213U	A	CSIR	12,1	19,3	1/3+	1328	732	4,6	475	592	723	869	1031	1212	636	1413	1,1	3/8	1/4	254	5/28°	1	595	23,9	467	339	296	1955287	3	11	UNEK6213U
UNJ	UNT6217U	A	CSIR	14,5	25	1/2+	1694	707	4,56	527	659	821	116	1248	1521	673	1840	2,3	3/8	3/8	275	5/31°	1	640	33,3	470	395	324	1955413	3	12	UNT6217U
	UNT6220U	A	CSIR	17,4	29	2/3	2115	1000	5,3	786	965	1166	1388	1632	1898	827	2185	2,3	3/8	3/8	275	5/31°	1	640	30,8	470	395	324	1955413	3	12	UNT6220U
	UNT6222U	A	CSIR	20,4	29	3/4	2294	1194	7,1	861	1049	1243	1442	1647	1858	987	2074	2,3	3/8	3/8	275	5/31°	1	640	31	470	395	324	1955413	3	12	UNT6222U

NOTES: Expansive device (C-V). Application range in 43°C (-15 to +10) UD - Under Development

SUPERTROPICAL

R404A / R507 LBP 50Hz

SERIES	MODEL	ELECTRICAL VERSION	MOTOR TYPE	DISPLACEMENT cm ³	LRA	HP	PERFORMANCE / EVAPORATING TEMPERATURE °C - ASHRAE AMBIENT 32°C MAX. SUBCOOLING 3°C EVAPORATOR OUTLET AND GAS RETURN 32°C										RECEIVER VOLUME LITRE	VALVES TUBE LINE O.D.		FAN				WEIGHT (ONLY REFERENCE) kg	OVERALL DIMENSIONS				Condenser		MODEL	
							PERFORMANCE / EVAPORATING TEMPERATURE °C - EN13215: AMBIENT 32°C RETURN GAS 20°C											SUCTION inch	LIQUID inch	O.D. mm	No. & ANGLE OF BLADES	No. OF FANS	AIR FLOW RATE m ³ /h		A mm	B mm	C mm	DRAWING NUMBER	No. OF ROWS	No. OF TUBES		
							RATED -23,3			-40			RATED -35			-30																-25
W	W inp	CURRENT (A)	W	W	W inp	W	W inp	W	W inp	W	W inp	W	W inp	W	W inp	W	W inp	W	W inp	W	W inp	W	W inp	W	W inp							
UNJ	UNJ2192GK	A	CSR	26,1	26	1 1/2	1410	1032	5,1	542	742	785	945	1102	1385	1502	1854	2,3	1/2	3/8	275	5/31°	1	1450	38	482	411	372	1955388	3	14	UNJ2192GK
	UNJ2212GK	A	CSR	34,4	36	2	1758	1288	6,3	573	789	834	1051	1423	1726	2156	2597	2,3	5/8	3/8	275	5/31°	1	1450	39,0	482	411	372	1955388	3	14	UNJ2212GK

R404A / R507 M/HBP 50Hz

SERIES	MODEL	ELECTRICAL VERSION	MOTOR TYPE	DISPLACEMENT cm ³	LRA	HP	PERFORMANCE / EVAPORATING TEMPERATURE °C - ASHRAE AMBIENT 32°C MAX. SUBCOOLING 3°C EVAPORATOR OUTLET AND GAS RETURN 32°C										RECEIVER VOLUME LITRE	VALVES TUBE LINE O.D.		FAN				WEIGHT (ONLY REFERENCE) kg	OVERALL DIMENSIONS				Condenser		MODEL	
							PERFORMANCE / EVAPORATING TEMPERATURE °C - EN13215: AMBIENT 32°C RETURN GAS 20°C											SUCTION inch	LIQUID inch	O.D. mm	No. & ANGLE OF BLADES	No. OF FANS	AIR FLOW RATE m ³ /h		A mm	B mm	C mm	DRAWING NUMBER	No. OF ROWS	No. OF TUBES		
							RATED 7,2			-20			-15			-10																-5
W	W inp	CURRENT (A)	W	W	W inp	W	W inp	W	W inp	W	W inp	W	W inp	W	W inp	W	W inp	W	W inp	W	W inp	W	W inp	W	W inp							
UEMT	UEMT6165GK	A	CSIR	5,20	10,4	1/4	1020	351	2,2	375	448	530	620	719	840	342	972	1,1	3/8	1/4	254	5/28°	1	595	17	466	343	296	1955461	3	11	UEMT6165GK
UNE	UNEK6210GK	A	CSIR	8,78	16,1	1/2	1563	733	4,12	541	683	792	921	1084	1248	653	1603	1,1	3/8	1/4	254	5/28°	1	595	22,7	476	399	296	1955462	3	11	UNEK6210GK
	UNEK6213GK	A	CSIR	12,12	19,3	1/2+	1930	965	5,3	660	856	1035	1208	1369	1512	921	1886	1,1	3/8	1/4	275	5/31°	1	1450	24	476	399	324	1955463	3	12	UNEK6213GK
UNJ	UNJ9226GK	V	CSR	21,7	27,5	1	3436	1540	7,2	1164	1498	1876	2282	2684	3384	1365	3693	2,3	5/8	3/8	300	-	1	1450	39	600	440	372	1955407	3	14	UNJ9226GK
	UNJ9232GK	A	CSR	26,1	43	1 1/4	3587	1832	8,6	1435	1787	2206	2482	2757	3976	1466	4012	3,9	5/8	1/2	300	-	1	1300	46	600	440	372	1955407	4	14	UNJ9232GK
	UNJ9238GK	V	CSR	32,7	43	1 1/2+	4512	2332	11,2	1812	2103	2577	3287	3622	4540	2390	4893	3,9	5/8	1/2	300	-	1	2200	48	600	440	426	1955460	4	16	UNJ9238GK
	UNJ9238GS	M	CSR	32,7	22	1 1/2+	4863	2543	5,3	1866	2234	2668	3356	3834	4763	1844	4968	3,9	5/8	1/2	300	-	1	2200	48	600	440	426	1955460	4	16	UNJ9238GS

DOUBLE FAN R404A

R404A / R507 LBP 50Hz

SERIES	MODEL	ELECTRICAL VERSION	MOTOR TYPE	DISPLACEMENT cm ³	LRA	HP	PERFORMANCE / EVAPORATING TEMPERATURE °C - ASHRAE AMBIENT 32°C MAX. SUBCOOLING 3°C EVAPORATOR OUTLET AND GAS RETURN 32°C										RECEIVER VOLUME LITRE	VALVES TUBE LINE O.D.		FAN				WEIGHT (ONLY REFERENCE) kg	OVERALL DIMENSIONS				Condenser		MODEL														
							RATED -23,3			-40			RATED -35			-30			-25			-20			-15			-10				SUCTION inch	LIQUID inch	O.D. mm	No. & ANGLE OF BLADES	No. OF FANS	AIR FLOW RATE m ³ /h	A mm	B mm	C mm	DRAWING NUMBER	No. OF ROWS	No. OF TUBES		
							W	W inp	CURRENT (A)	W	W	W inp	W	W	W inp	W		W	W inp	W	W	W inp	W		W	W inp	W																		
UNT	UNT2212GK **	A	CSR	27,8	33	2-	1443	991	5,84	515	669	710	873	1130	1438	1820	2258	2,3	1/2	3/8	2x254	5/28°	2	1190	40,0	600	440	321	1955415	3	11	UNT2212GK													
UNJ	UNJ2212GK	A	CSR	34,4	36	2	1599	1175	6,14	488	717	745	962	1251	1574	1950	2366	2,3	5/8	3/8	2x254	5/28°	2	1190	40,0	612	440	296	1955312	3	11	UNJ2212GK													

R404A / R507 M/HBP 50Hz

SERIES	MODEL	ELECTRICAL VERSION	MOTOR TYPE	DISPLACEMENT cm ³	LRA	HP	PERFORMANCE / EVAPORATING TEMPERATURE °C - ASHRAE AMBIENT 32°C MAX. SUBCOOLING 3°C EVAPORATOR OUTLET AND GAS RETURN 32°C										RECEIVER VOLUME LITRE	VALVES TUBE LINE O.D.		FAN				WEIGHT (ONLY REFERENCE) kg	OVERALL DIMENSIONS				Condenser		MODEL														
							RATED 7,2			-20			-15			-10			-5			0			5			10				SUCTION inch	LIQUID inch	O.D. mm	No. & ANGLE OF BLADES	No. OF FANS	AIR FLOW RATE m ³ /h	A mm	B mm	C mm	DRAWING NUMBER	No. OF ROWS	No. OF TUBES		
							W	W inp	CURRENT (A)	W	W	W inp	W	W	W inp	W		W	W inp	W	W	W inp	W		W	W inp	W																		
UNJ	UNJ9226GS	M	3 Ph	20,7	10	1	2720	1300	3,9	1040	1351	1655	1951	2259	2565	1181	2831	2,3	5/8	3/8	2x254	5/28°	2	1400	43	600	440	296	1955311	4	11	UNJ9226GS													
	UNJ9232GK	A	CSR	26,1	43	1 1/4	3474	1719	8,38	1214	1565	1929	2341	2770	3229	1536	3696	2,3	5/8	1/2	2x254	5/28°	2	850	43,3	612	440	296	1955310	3	11	UNJ9232GK													
	UNJ9232GS	M	3 Ph	26,1	13	1 1/4	3365	1709	4,4	1265	1646	2015	2376	2751	3124	1416	3523	2,3	5/8	1/2	2x254	5/28°	2	1400	44	785	490	296	1955311	3	11	UNJ9232GS													
	UNJ9238GK	V	CSR	32,7	43	1 1/2+	4104	2221	11,19	1507	1905	2325	2942	3282	3819	2094	4372	2,3	5/8	1/2	2x254	5/28°	2	1140	45	785	440	296	1955310	4	11	UNJ9238GK													
	UNJ9238GS	M	3 Ph	32,7	22	1 1/2+	4231	2215	5,48	1614	2012	2438	2904	3426	3942	1694	4487	2,3	5/8	1/2	2x254	5/28°	2	1600	45,4	785	490	296	1955311	4	11	UNJ9238GS													
	UNJ6226GK**	A	CSR	20,4	38	1+	3016	1500	8,17	1091	1391	1706	2048	2414	2808	1500	3210	2,3	1/2	3/8	2x254	5/28°	2	1190	38,6	785	460	296	1955415	3	11	UNJ6226GK													
	UNJ9226GK	V	CSR	20,7	27,5	1+	3141	1403	6,79	1047	1364	1701	2071	2473	2909	1250	3360	2,3	5/8	3/8	2x254	5/28°	2	1190	39,7	785	490	296	1955312	3	11	UNJ9226GK													

R404A / R507 M/HBP 60Hz

SERIES	MODEL	ELECTRICAL VERSION	MOTOR TYPE	DISPLACEMENT cm ³	LRA	HP	PERFORMANCE / EVAPORATING TEMPERATURE °C - ASHRAE AMBIENT 32°C MAX. SUBCOOLING 3°C EVAPORATOR OUTLET AND GAS RETURN 32°C										RECEIVER VOLUME LITRE	VALVES TUBE LINE O.D.		FAN				WEIGHT (ONLY REFERENCE) kg	OVERALL DIMENSIONS				Condenser		MODEL											
							-20			-15			-10			-5			0			RATED 5			10			SUCTION inch	LIQUID inch	O.D. mm		No. & ANGLE OF BLADES	No. OF FANS	AIR FLOW RATE m ³ /h	A mm	B mm	C mm	DRAWING NUMBER	No. OF ROWS	No. OF TUBES		
							W	W	W inp	W	W	W inp	W	W	W inp	W		W	W inp	W	W	W inp	W		W	W inp	W															
UNJ	UNJ9226GK	CSIR	D	21,7	37	1+	1522	1745	2077	2338	2890	3508	1611	7,82	4194	2,3	5/8	3/8	2x254	5/28°	2	850	39,1	614	440	320	1955318	3	11	UNJ9226GK												

SLIDING UNITS

R404A / R507

LBP 50Hz

SERIES	MODEL	ELECTRICAL VERSION	MOTOR TYPE	DISPLACEMENT cm ³	LRA	HP	PERFORMANCE / EVAPORATING TEMPERATURE °C - ASHRAE AMBIENT 32°C MAX. SUBCOOLING 3°C EVAPORATOR OUTLET AND GAS RETURN 32°C				PERFORMANCE / EVAPORATING TEMPERATURE °C - EN13215: AMBIENT 32°C RETURN GAS 20°C							RECEIVER VOLUME LITRE	VALVES TUBE LINE O.D.			FAN		WEIGHT (ONLY REFERENCE) kg	OVERALL DIMENSIONS				CONDENSER		MODEL	SOUND PRESSURE AT 10m dBA	SOUND POWER dBA	
							RATED -23,3			-40	-35	-30	RATED -25			-20	-15		-10	SUCTION inch	LIQUID inch	O.D. mm	No. OF FANS		AIR FLOW RATE m ³ /h	A mm	B mm	C mm	DRAWING NUMBER	No. OF ROWS				No. OF TUBES
							W	W inp	CURRENT (A)	W	W	W	W	W inp	W	W	W																	
UNE	UDNEK2150GK	A	CSIR	12,12	19,5	3/4	535	525	3,6	236	306	387	497	489	578	690	830	1,1	3/8	1/4	250	1	840	65	822	470	480	1955459	3	11	UDNEK2150GK	31,5	59,5	
	UDNEK2168GK	A	CSIR	14,30	18,5	1	608	602	4,1	312	399	497	614	560	730	841	930	1,1	3/8	1/4	250	1	840	66	822	470	480	1955459	3	12	UDNEK2168GK	31,6	59,6	
UNT	UDNT2180GK	A	CSR	20,4	34,5	1+	809	762	4,7	423	538	668	813	715	973	1147	1336	2,3	1/2	3/8	250	1	840	66	822	470	480	1955459	3	12	UDNT2180GK	32,9	60,9	
	UDNT2192GK	A	CSR	22,4	34,5	1 1/2	912	744	3,8	450	598	753	919	753	1088	1269	1456	2,3	1/2	3/8	300	1	1450	75,5	822	470	480	1955459	3	12	UDNT2192GK	33,1	61,1	
	UDNT2212GK	A	CSR	27,8	33	2-	1125	955	4,8	556	725	915	1134	978	1355	1606	1873	2,3	1/2	3/8	300	1	1450	75,5	822	470	480	1955459	3	14	UDNT2212GK	33,1	61,1	
UNJ	UDNJ2212GK	A	CSR	34,4	36	2	1315	1210	5,9	617	849	1085	1339	1220	1565	1810	2057	2,3	1/2	3/8	300	1	1450	76	822	470	480	1955459	3	14	UDNJ2212GK	36,3	64,3	

R404A / R507

M/HBP 50Hz

SERIES	MODEL	ELECTRICAL VERSION	MOTOR TYPE	DISPLACEMENT cm ³	LRA	HP	PERFORMANCE / EVAPORATING TEMPERATURE °C - ASHRAE AMBIENT 32°C MAX. SUBCOOLING 3°C EVAPORATOR OUTLET AND GAS RETURN 32°C				PERFORMANCE / EVAPORATING TEMPERATURE °C - EN13215: AMBIENT 32°C RETURN GAS 20°C							RECEIVER VOLUME LITRE	VALVES TUBE LINE O.D.			FAN		WEIGHT (ONLY REFERENCE) kg	OVERALL DIMENSIONS				CONDENSER		MODEL	SOUND PRESSURE AT 10m dBA	SOUND POWER dBA	
							RATED 7,2			-20	-15	-10	-5	0	RATED 5				10	SUCTION inch	LIQUID inch	O.D. mm	No. OF FANS		AIR FLOW RATE m ³ /h	A mm	B mm	C mm	DRAWING NUMBER	No. OF ROWS				No. OF TUBES
							W	W inp	CURRENT (A)	W	W	W	W	W	W inp	W																		
UNE	UDNEK6210GK	A	CSIR	8,78	16,1	1/2	1123	662	3,7	521	640	704	883	1006	1131	641	1258	1,1	3/8	1/4	250	1	840	65	822	470	480	1955459	3	11	UDNEK6210GK	31,9	59,9	
	UDNEK6213GK	A	CSIR	12,12	19,3	1/2+	1490	823	4,4	720	814	907	1035	1187	1378	901	1594	1,1	3/8	1/4	250	1	840	66	822	470	480	1955459	3	12	UDNEK6213GK	32,2	60,2	
	UDNEK6217GK	A	CSR	14,30	21,5	3/4	1671	1214	5,8	796	994	1184	1317	1443	1583	1010	1723	2,3	1/2	3/8	250	1	840	67	822	470	480	1955459	3	12	UDNEK6217GK	33,8	61,8	
UNT	UDNT6222GK	A	CSR	17,4	30	1-	2052	1240	6,2	1178	1358	1470	1690	1842	1986	2068	2106	2,3	1/2	3/8	250	1	840	75,5	822	470	480	1955459	3	12	UDNT6222GK	34,0	62	
	UDNT6226GK	A	CSR	22,4	39	1+	2593	1563	7,3	1183	1429	1614	1933	2191	2454	1449	2720	2,3	1/2	3/8	300	1	1450	75,5	822	470	480	1955459	3	14	UDNT6226GK	35,1	63,1	
UNJ	UDNJ9232GK	A	CSR	26,1	43	1 1/4	3005	2086	9,8	1406	1745	2115	2342	2601	2834	1725	3076	2,3	1/2	3/8	300	1	1450	82	822	470	480	1955459	3	14	UDNJ9232GK	40,0	68	
	UDNJ9238GK	V	CSR	32,7	43	1 1/2 +	3820	2478	11,31	1657	2044	2422	2791	3153	3506	2246	3851	2,3	1/2	3/8	300	1	1300	82,5	822	470	480	1955459	4	14	UDNJ9238GK	40,7	68,7	

R134a

HBP 50 Hz

SERIES	MODEL	ELECTRICAL VERSION	MOTOR TYPE	DISPLACEMENT cm ³	LRA	HP	PERFORMANCE / EVAPORATING TEMPERATURE °C - ASHRAE AMBIENT 32°C MAX. SUBCOOLING 3°C EVAPORATOR OUTLET AND GAS RETURN 32°C				PERFORMANCE / EVAPORATING TEMPERATURE °C - EN13215: AMBIENT 32°C RETURN GAS 20°C						RECEIVER VOLUME LITRE	VALVES TUBE LINE O.D.			FAN		WEIGHT (ONLY REFERENCE) kg	OVERALL DIMENSIONS				CONDENSER		MODEL	SOUND PRESSURE AT 10m dBA	SOUND POWER dBA
							RATED 7,2			-15	-10	-5	0	5		10		SUCTION inch	LIQUID inch	O.D. mm	AIR FLOW RATE m ³ /h	A mm		B mm	C mm	DRAWING NUMBER	No. OF ROWS	No. OF TUBES				
							W	W inp	CURRENT (A)	W	W	W	W inp	W	W inp	W																
UNE	UDNEK6210Z	A	CSIR	12,12	19,5	1/3+	1150	522	3,05	479	597	729	875	1036,00	491,00	1212	1,1	3/8	1/4	250	840	65	822	470	480	1955459	3	11	UDNEK6210Z	31,9	59,9	
	UDNEK6212Z	A	CSIR	14,30	19,5	1/2	1342	652	3,88	545	662	883	968	1280,00	525,00	1327	1,1	3/8	1/4	250	840	66	822	470	480	1955459	3	11	UDNEK6212Z	32,2	60,2	
	UDNEK6214Z	A	CSIR	16,80	21,2	1/2+	1439	776	5,06	610	758	931	1098	1374,00	698,00	1541	1,1	3/8	1/4	250	840	66	822	470	480	1955459	3	12	UDNEK6214Z	33,8	61,8	
UNT	UDNT6215Z	N	CSIR	17,4	21	1/2+	1566	741	4,4	657	820	1001	1200	1416	658,00	1641	2,3	3/8	1/4	250	840	69	822	470	480	1955459	3	12	UDNT6215Z	33,8	61,8	
	UDNT6217Z	A	CSR	20,4	25	3/4+	1798	779	5,41	774	956	1166	1406	1647	728,00	1872	2,3	1/2	3/8	250	840	75,5	822	470	480	1955459	3	12	UDNT6217Z	33,8	61,8	
UNJ	UDNJ6220Z	A	CSR	26,1	35	1	2312	1083	6,37	963	1226	1512	1832	2158	1032,00	2516	2,3	1/2	3/8	250	840	75,5	822	470	480	1955459	3	12	UDNJ6220Z	34	62	
	UDNJ6226Z	A	CSR	34,4	31	1 1/4	2983	1360	6,8	1286	1593	1928	2296	2704	1136,00	3157	2,3	1/2	3/8	300	1450	82	822	470	480	1955459	3	14	UDNJ6226Z	35,1	63,1	

R404A

LBP 50Hz

SERIES	MODEL	ELECTRICAL VERSION	MOTOR TYPE	DISPLACEMENT cm ³	LRA A	HP	PERFORMANCE / EVAPORATING TEMPERATURE °C - ASHRAE AMBIENT 32°C MAX. SUBCOOLING 3°C EVAPORATOR OUTLET AND GAS RETURN 32°C			PERFORMANCE / EVAPORATING TEMPERATURE °C - EN13215: AMBIENT 32°C RETURN GAS 20°C								RECEIVER VOLUME LITRE	VALVES TUBE LINE O.D.		FAN			FAN MOTOR			WEIGHT (ONLY REFERENCE) kg	OVERALL DIMENSIONS			DRAWING NUMBER	CONDENSER		MODEL		
							RATED -23,3			-40	RATED -35			-30	-25	-20	-15		-10	SUCTION	LIQUID	O.D.	No. OF BLADES	No. OF FANS	AIR FLOW RATE	RATED OUTPUT		RATED INPUT	RATED INPUT	L		W	H		No. OF ROWS	No. OF TUBES
							W	W inp	RLA	W	W	W inp	W	W	W	W	W		inch	inch	mm			m ³ /h	W	W		A	mm	mm		mm				
UGNT	UGNT2180GK	A	CSR	2x20,44	2x34,5	2	2135	1708	7	713	987	1012	1318	1682	2164	2768	3446	2,3	1/2	3/8	254	5/28°	2	1325	2x16	2x60	2x0,42	80	850	530	293	1955451	4	11	UGNT2180GJ	
	UGNJ2192GK	A	CSR	2x26,11	2x26	2 1/4	2396	1884	8,62	718	990	1065	1315	1839	2367	2993	3687	2,3	1/2	3/8	254	5/28°	2	1325	2x16	2x60	2x0,42	75	1093	551	311	1955339	4	11	UGNJ2192GK	
UGNJ	UGNJ2192GS	M	3 Ph	2x26,11	2x13,5	2 1/4	2162	1800	4,2	718	990	1088	1315	1691	2126	2640	3209	2,3	1/2	3/8	254	5/28°	2	1700	2x34	2x100	2x0,38	85	1093	551	311	1955339	4	11	UGNJ2192GS	
	UGNJ2212GK	A	CSR	2x34,38	2x36	2 3/4	3198	2350	12,2	976	1434	1496	1924	2502	3148	3900	4732	2,3	1/2	3/8	254	5/28°	2	1325	2x16	2x60	2x0,42	82	1093	551	311	1955339	4	11	UGNJ2212GK	
	UGNJ2212GS	M	3 Ph	2x34,38	2x20,6	2 3/4	3198	2958	4,6	976	1434	1523	1924	2502	3148	3900	4732	2,3	1/2	3/8	254	5/28°	2	1700	2x34	2x100	2x0,38	80	1093	551	311	1955339	4	11	UGNJ2212GS	

R134a

HBP 50 Hz

SERIES	MODEL	ELECTRICAL VERSION	MOTOR TYPE	DISPLACEMENT cm ³	LRA A	HP	PERFORMANCE / EVAPORATING TEMPERATURE °C - ASHRAE AMBIENT 32°C MAX. SUBCOOLING 3°C EVAPORATOR OUTLET AND GAS RETURN 32°C			PERFORMANCE / EVAPORATING TEMPERATURE °C - EN13215: AMBIENT 32°C RETURN GAS 20°C								RECEIVER VOLUME LITRE	VALVES TUBE LINE O.D.		FAN			FAN MOTOR			WEIGHT (ONLY REFERENCE) kg	OVERALL DIMENSIONS			DRAWING NUMBER	CONDENSER		MODEL		
							RATED 7,2			-20	-15	-10	-5	0	RATED 5				10	SUCTION	LIQUID	O.D.	No. OF BLADES	No. OF FANS	AIR FLOW RATE	RATED OUTPUT		RATED INPUT	RATED INPUT	L		W	H		No. OF ROWS	No. OF TUBES
							W	W inp	RLA	W	W	W	W	W	W	W inp	W		inch	inch	mm			m ³ /h	W	W		A	mm	mm		mm				
UGNJ	UGNJ6220ZX	M	3 Ph	2x26,11	2x10	1 1/2	4570	2008	3,2	-	1565	2072	2655	3366	4141	1576	4976	2,3	1/2	3/8	250	7	2	3020		2x100	2x0,2	84	1093	551	311	1955365	4	11	UGNJ6220ZX	
	UGNJ6226ZX	M	3 Ph	2x34,38	2x13	2	6012	2586	4,6	-	2160	2781	3533	4419	5409	2284	6488	2,3	1/2	3/8	250	7	2	3020		2x100	2x0,2	84	1093	551	311	1955365	4	11	UGNJ6226ZX	

R404A

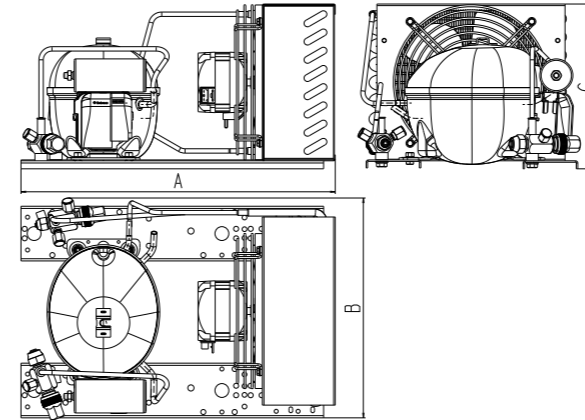
M/HBP 50Hz

SERIES	MODEL	ELECTRICAL VERSION	MOTOR TYPE	DISPLACEMENT cm ³	LRA A	HP	PERFORMANCE / EVAPORATING TEMPERATURE °C - ASHRAE AMBIENT 32°C MAX. SUBCOOLING 3°C EVAPORATOR OUTLET AND GAS RETURN 32°C			PERFORMANCE / EVAPORATING TEMPERATURE °C - EN13215: AMBIENT 32°C (90°F) RETURN GAS 20°C								RECEIVER VOLUME LITRE	VALVES TUBE LINE O.D.		FAN			FAN MOTOR			WEIGHT (ONLY REFERENCE) kg	OVERALL DIMENSIONS			DRAWING NUMBER	CONDENSER		MODEL		
							RATED 7,2			-20	-15	-10	-5	0	RATED 5				10	SUCTION	LIQUID	O.D.	No. OF BLADES	No. OF FANS	AIR FLOW RATE	RATED OUTPUT		RATED INPUT	RATED INPUT	L		W	H		No. OF ROWS	No. OF TUBES
							W	W inp	RLA	W	W	W	W	W	W	W inp	W		inch	inch	mm			m ³ /h	W	W		A	mm	mm		mm				
UGNJ	UGNJ9226GK	V	CSR	2x20,71	2x38	2	6082	2806	12,8	1974	2420	3053	3783	4607	5534	2454	6500	2,3	1/2	3/8	250	7	2	3008		2x115	2x0,51	82	1093	551	311	1955365	4	11	UGNJ9226GK	
	UGNJ9226GS	M	3 Ph	2x20,71	2x10	2	5440	2600	7,8	1793	2397	3005	3636	4318	5029	2362	5662	2,3	1/2	3/8	250	7	2	3020		2x100	2x0,2	72,4	1093	551	311	1955365	4	11	UGNJ9226GS	
	UGNJ9232GK	A	CSR	2x26,11	2x43	2 1/2	6722	3438	16,8	2114	2780	3489	4287	5169	6144	3090	7138	2,3	1/2	3/8	250	7	3	3595		3x115	3x0,51	84,2	1093	551	311	1955367	4	11	UGNJ9232GK	
	UGNJ9232GS	M	3 Ph	2x26,11	2x13	2 1/2	6730	3418	5,6	2180	2920	3660	4428	5259	6125	2832	8538	2,3	1/2	3/8	250	7	3	3660		3x100	3x0,2	81	1093	551	311	1955367	4	11	UGNJ9232GS	
	UGNJ9238GK	V	CSR	2x32,67	2x43	3	8208	4442	20,2	2598	3380	4223	5482	6273	7488	4218	8744	2,3	1/2	3/8	250	7	3	3595		3x115	3x0,51	88	1093	551	311	1955367	4	11	UGNJ9238GK	
	UGNJ9238GS	M	3 Ph	2x32,67	2x22	3	8332	4370	7,2	2701	3616	4533	5482	6512	7657	3414	8538	2,3	1/2	3/8	250	7	3	3595		3x115	3x0,51	87	1093	551	311	1955367	4	11	UGNJ9238GK	

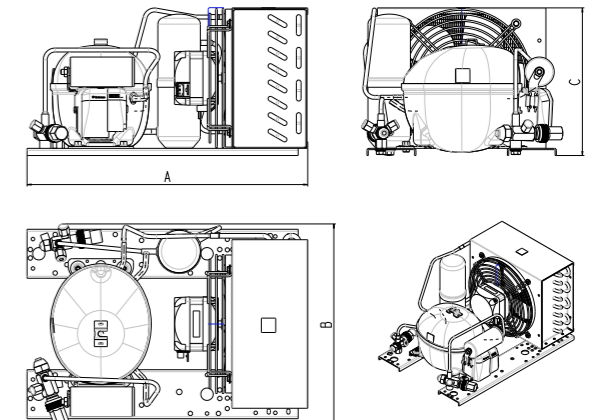
NOTES: Expansive device (C-V).

External Views
UEMT

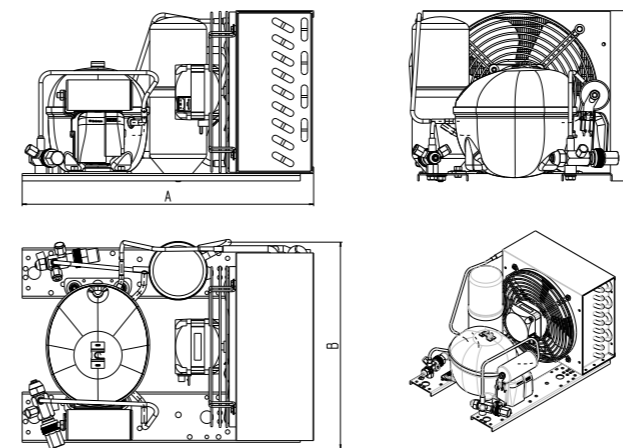
N° 1955382



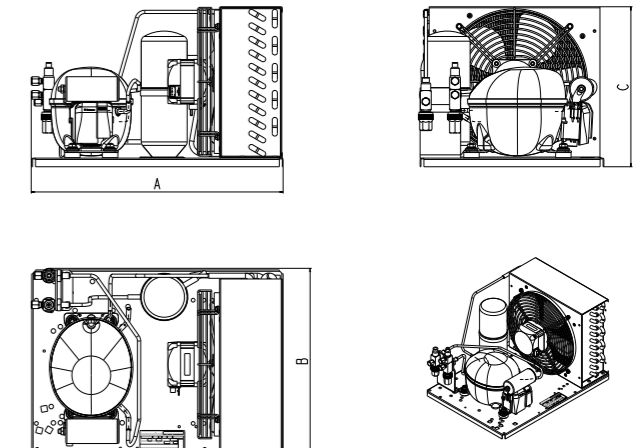
N° 1955427



N° 1955428



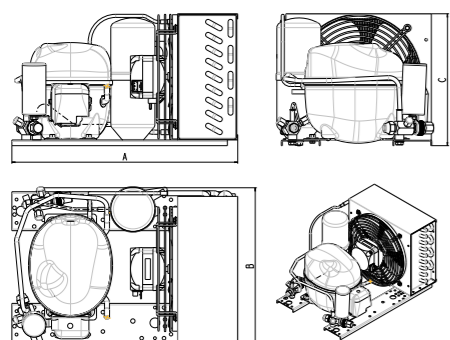
N° 1955461



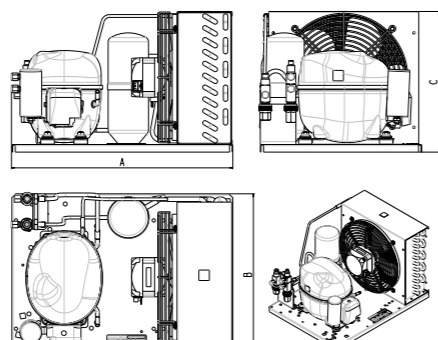
EXTERNAL VIEW AND WIRING DIAGRAMS

External Views
UNE/UNEK

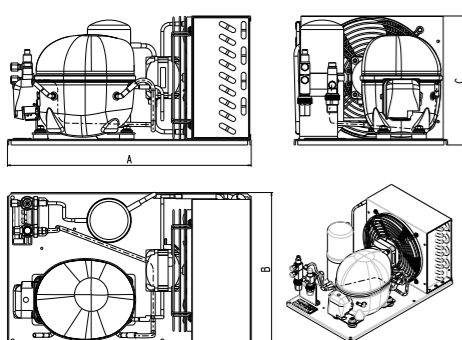
N° 1955183



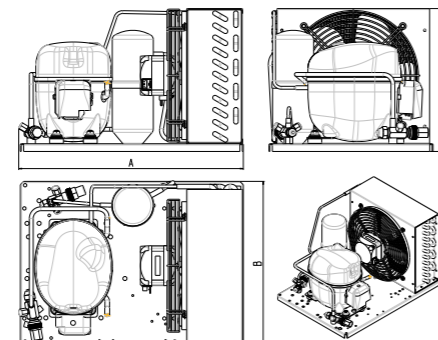
N° 1955184



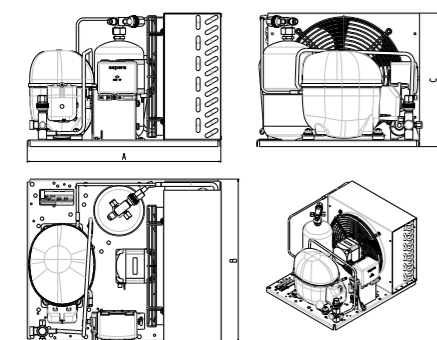
N° 1955191



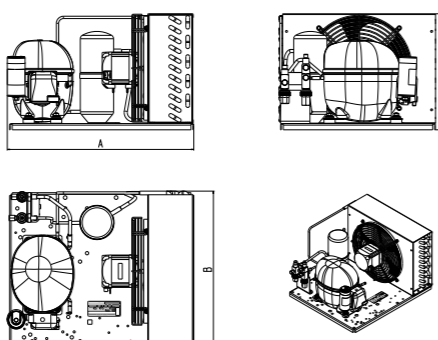
N° 1955287



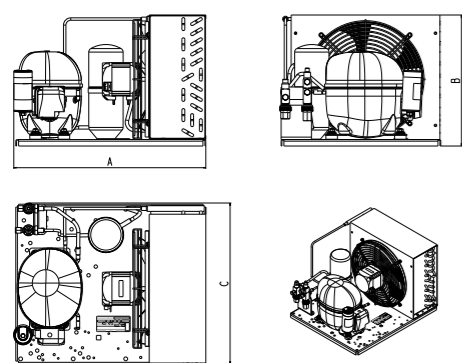
N° 1955411



N° 1955462

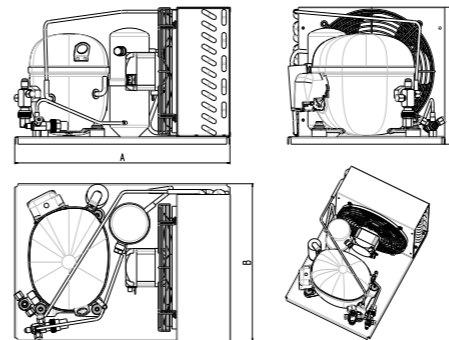


N° 1955463

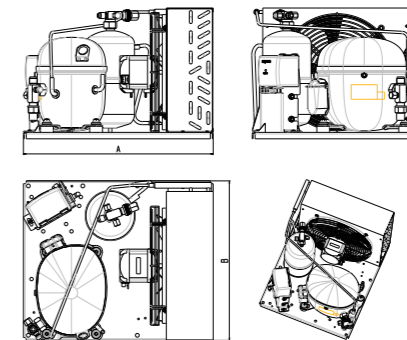


External Views
UNT

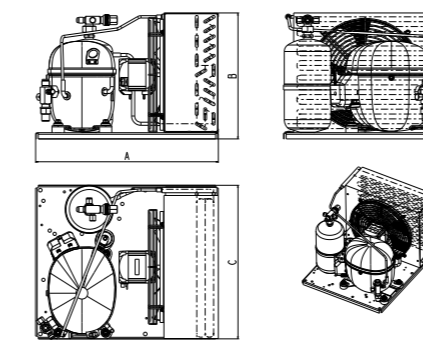
N° 1955400



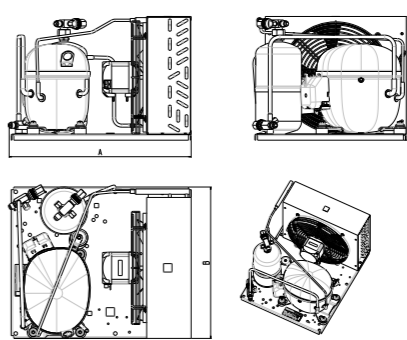
N° 1955401



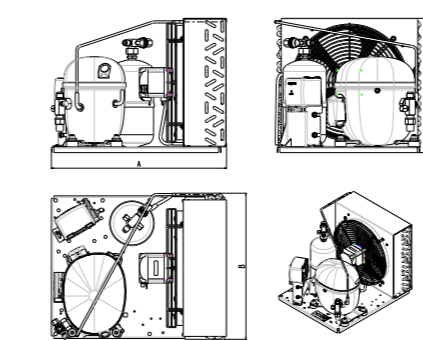
N° 1955410



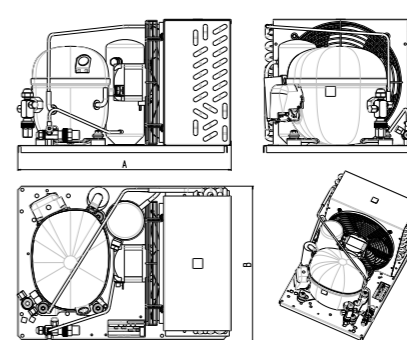
N° 1955413



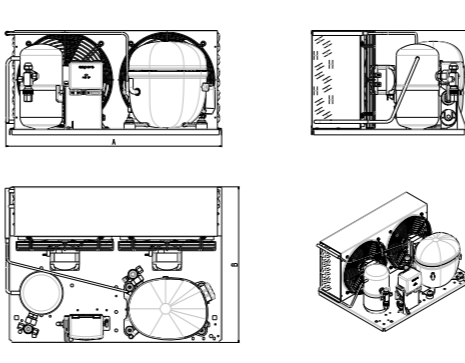
N° 1955402



N° 1955404

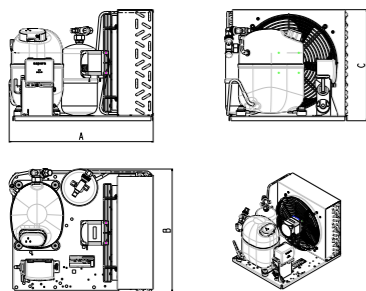


N° 1955415

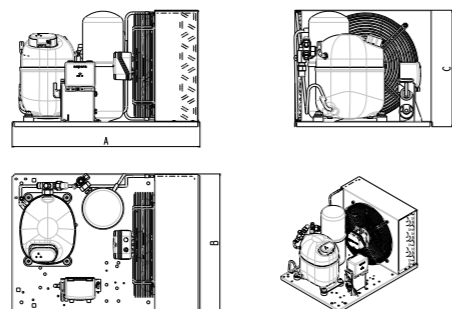


External Views
UNJ

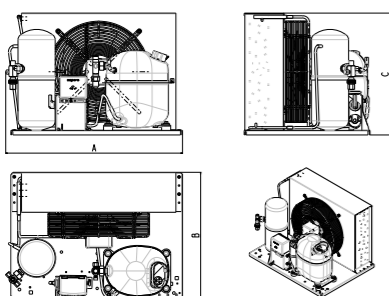
N° 1955388



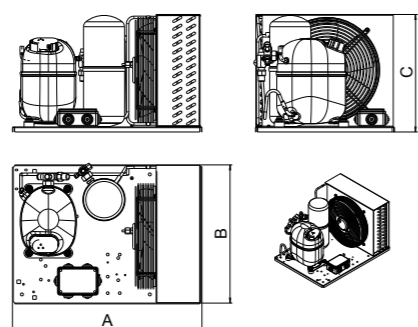
N° 1955407



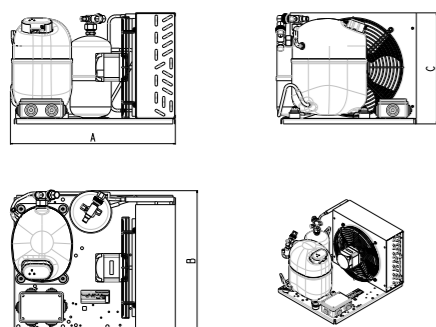
N° 1955460



N° 1955406

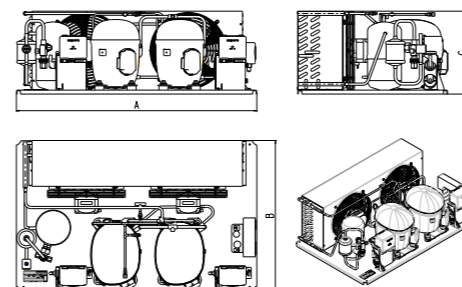


N° 1955387

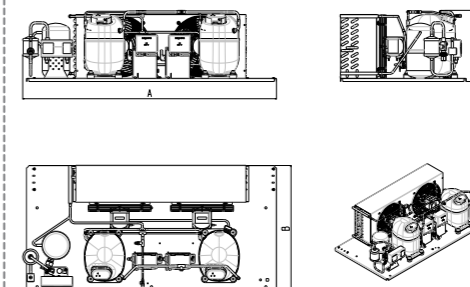


External Views
UGNJ - UGNT

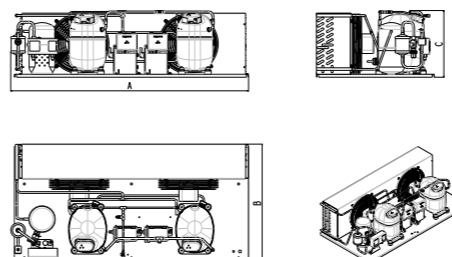
N° 1955451



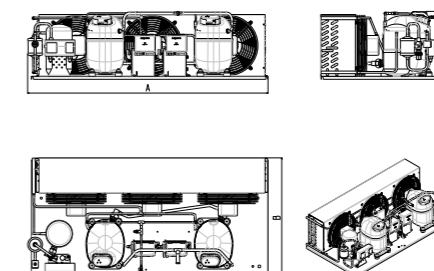
N° 1955339



N° 1955365

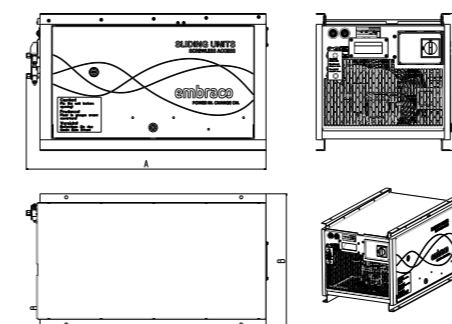


N° 1955367



External Views
SLIDING UNITS

N° 1955459



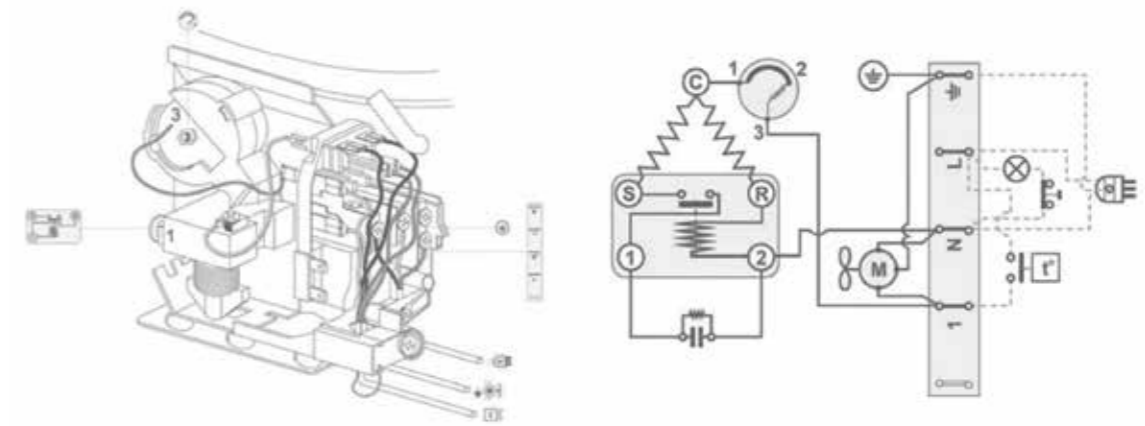
Wiring Diagrams

KEY

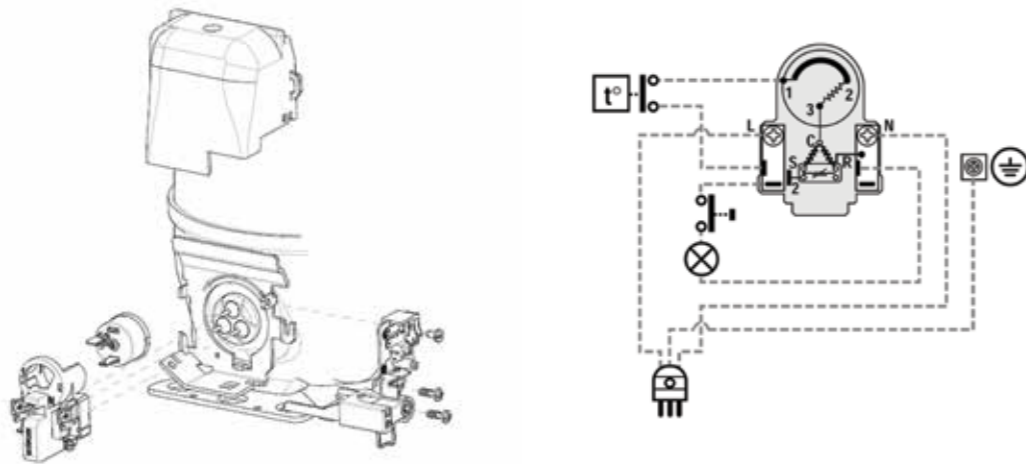
C Common	R Run	WH White	RD Red
S Start	C' Common (internal overload protection)	GNYE Green - Yellow	BL Blue
		BK Black	BR Brown



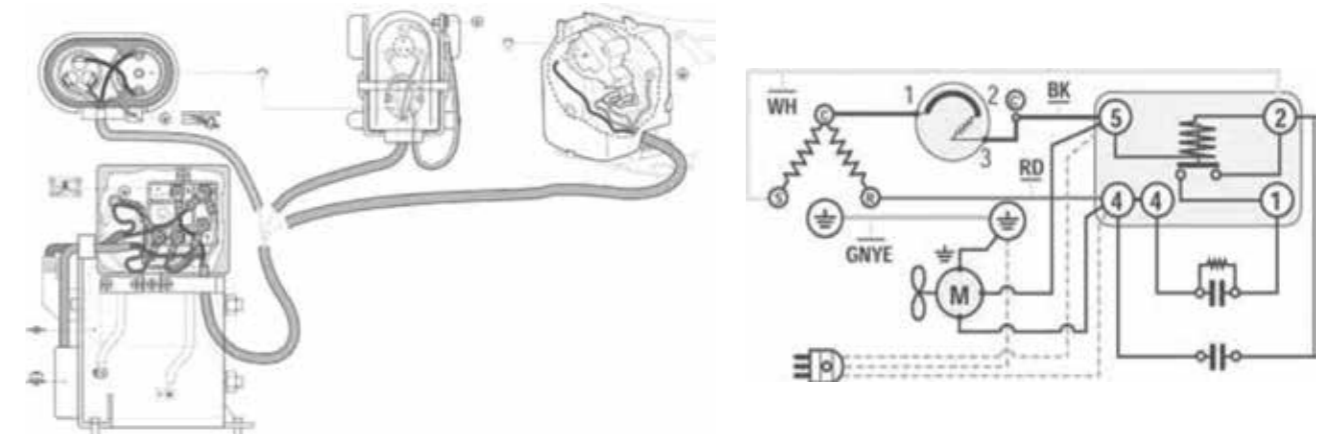
RSIR - ELECTRICAL HOOKUP UNE UNEK



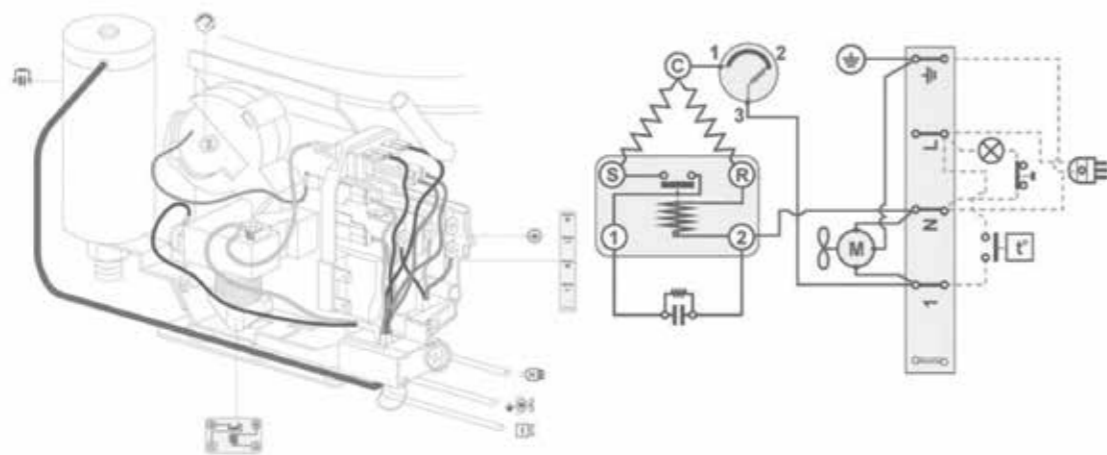
RSIR - PTC UEMT SERIES



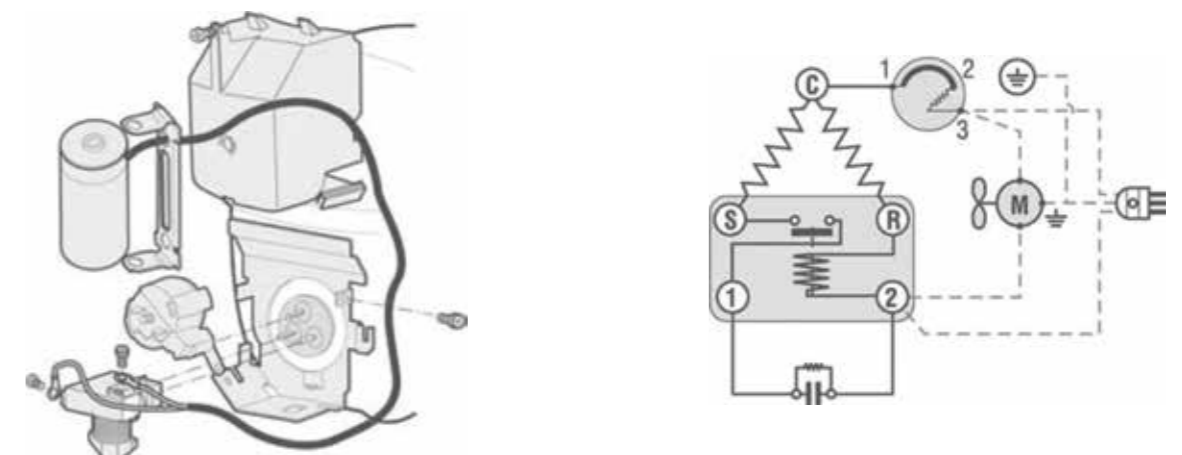
CSR - ELECTRICAL HOOKUP UNEK UNT UNJ SERIES



CSIR - ELECTRICAL HOOKUP UEMT UNE UNT UNEK

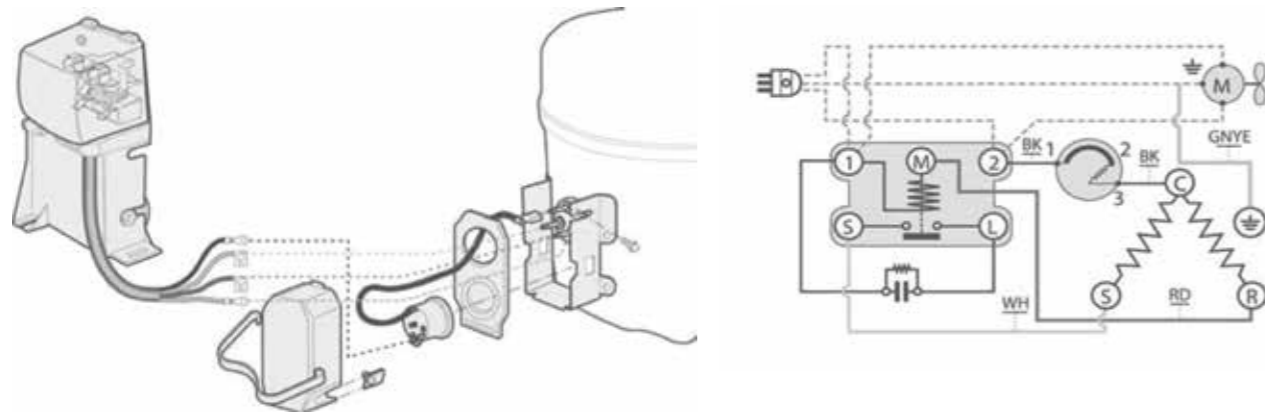


CSIR - UNEK UNT SERIES CORD ANCHORAGE & START DEVICE - AMERICAN VERSION

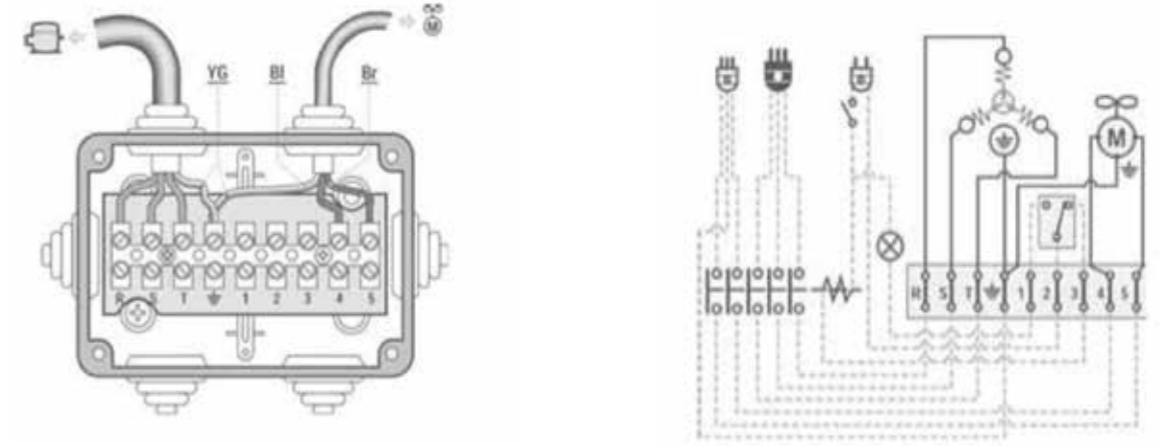


Wiring Diagrams

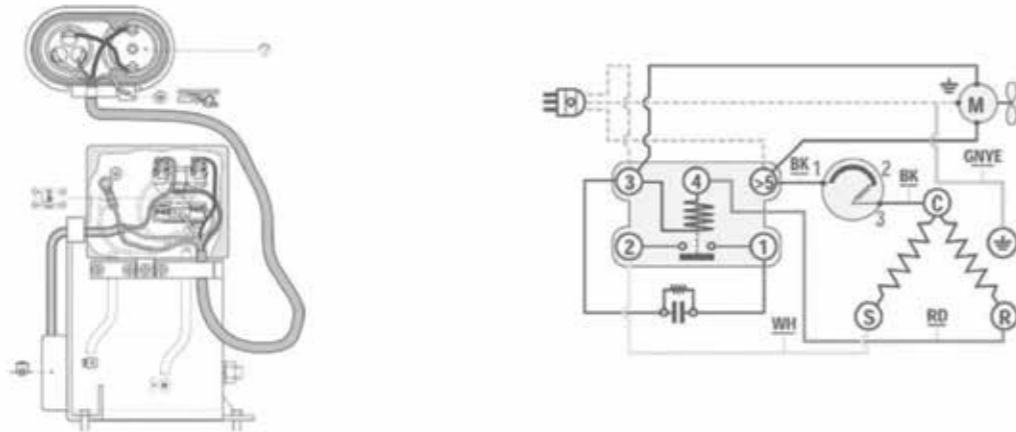
CSIR - UNT SERIES BOX



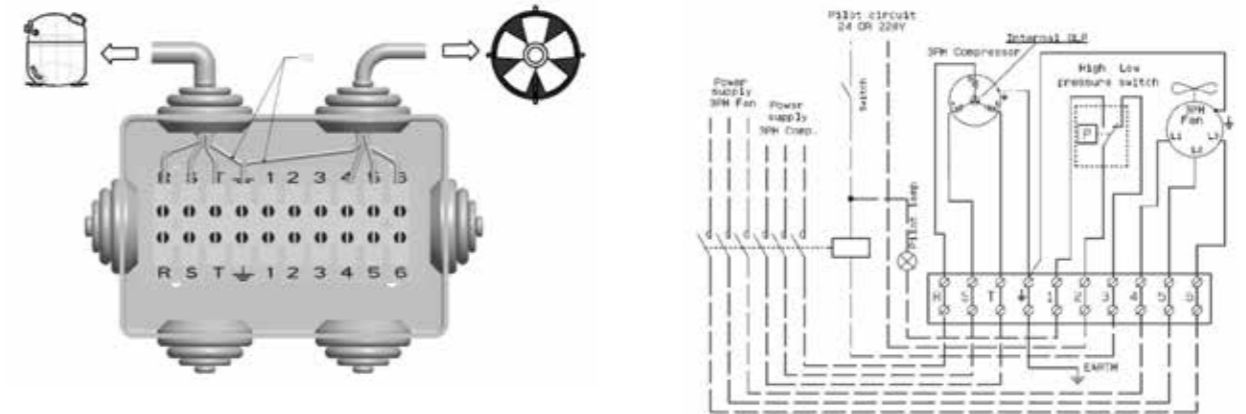
3 PHASE UNJ SERIES



CSIR - ELECTRICAL HOOKUP UNJ



3 PHASE UNJ 9232/9238 SERIES



embraco POWER IN.
CHANGE ON.



GLOBAL PRESENCE

CONTACT US:
marketing.europe@embraco.com

SALES OFFICE:
Via Pietro Andriano, 12
10020 – Riva presso Chieri (TO) - Italy